



V. R. SENIOR
SECONDARY SCHOOL

SUMMER HOLIDAY

HOMEWORK

CLASS 1

NAME : _____

CLASS : _____

SECTION : _____



INSTRUCTIONS FOR THE PARENTS

Dear parents,

Warm greetings!

Holidays are time when you can connect with your child in many ways. Parents are the first and the most important teacher for a child. You can encourage your child to participate in many educational activities at home and promote his/her quests to learn while working together as it will not only help your child to build, learn and develop his/her skills but also strengthen your bond with him/her .

Homework has to be done under the parents' guidance. Make him/her read daily one or two pages from their books. Don't miss to take your child outdoors in the evening.

Fix up a timetable for your child to organize his/her daily routine like watching television, mobile surfing for information, playing with friends, studying, etc. Dictate them whatever they have read or written.

Make your child responsible by assigning some of the household responsibilities like watering plants, arranging the dining table, organize their room and fill the empty water bottles and put them in refrigerator.

Encourage your child to eat healthy food, avoid eating junk food, wear clean clothes, wash hands before and after every meal, trim their nails. Let them play and share their stories with their grandparents.

Above mentioned guidelines will help your child to become a smart and an active learner.

INSTRUCTIONS FOR THE STUDENTS

1. Get up early in the morning.
2. Wish your parents, grandparents and elders.
3. Pray to God daily.
4. Exercise everyday.
5. Brush your teeth twice a day in the morning and before bedtime.
6. Stay clean and healthy.
7. Do not play in the sunshine or at hot places.
8. Keep some water and food for birds.
9. Help the poor by giving them food, clothes or money.
10. Wash your hands with soap.
11. Do not waste water and electricity .
12. Do your vacation work by yourself.
13. Writing should be very neat and clean.
14. Try to do your written work regularly to enhance your writing skill.
15. Do one page of your English and Hindi writing books once a week.
16. Read your chapters loudly.

NOTE- Homework should be done neatly on a separate notebook.

SUBJECT :- ENGLISH
WORKSHEET-1

Monkey

Name: _____

Monkeys love to play around. Monkeys live on trees. They have a long tail. They love to eat bananas. A group of monkeys is called troop.



1. Where do the monkeys live?
a.trees b.den c.kennel
2. What does monkeys like to eat?
a.fish b.banana c.orange
3. What is a group of monkey called?
a.bunch b.pride c.troop
4. Monkeys have a long _____
a.nose b.tail c.arm

SUBJECT:-ENGLISH WORKSHEET-2



tree the green is

.....



slow turtle A is

.....



is That house a

.....



are flowers These

.....



is car green This

.....

SUBJECT:-ENGLISH
WORKSHEET-3

I am ...

We
You are ...
They

He
She is ...
It

Fill in the blank (am / are / is)

1. I _____ a boy.



2. You _____ a girl.



3. We _____ friends.



4. They _____ my parents.



5. He _____ my father.



6. She _____ my mother.



7. It _____ my cat.



SUBJECT:-ENGLISH
WORKSHEET-4

DAYS OF THE WEEK

Choose between the two options and write the day that comes after the given days.

1. Sunday , Monday , _____

Tuesday

Thursday

2. Friday , Saturday , _____

Wednesday

Sunday

3. Wednesday , Thursday _____

Monday

Friday

4. Tuesday , Wednesday , _____

Thursday

Saturday

SUBJECT:-ENGLISH

WORKSHEET-5

beach ball lemonade
sandcastle swim shells

My summer holidays

Hello! My name is Sam.



I like to go to the _____ in summer.

I _____ in the sea and make a _____.

I look for _____ and throw a _____ at
the beach. I drink _____ and eat an
ice cream. I like my summer holidays!



HINDI

WORKSHEET-1



अ + द + र + क = _____



ख + ट + म + ल = _____



श + ल + ग + म = _____



थ + र + म + स = _____



त + र + क + स = _____



उ + प + व + न = _____



ह + ल + ध + र = _____



ब + र + त + न = _____



ब + र + ग + द = _____



अ + ज + ग + र = _____

WORKSHEET-2

। की मात्रा सही स्थान पर लगाओ।

रम्.....

ब...ज...

सीत....

क...ल...

राजः...

पपीत....

अ...ःम्

द....म

म.....म.....

र...ध...

हर...

दीय...

मीर...

अ...ज...

WORKSHEET-3

चित्रों को शब्दों से मिलान करें।



● ऋतु



● गृह



● कृष्ण



● दृष्टि



● वृक्ष



● मृग



● पृथ्वी



● वृद्ध

WORKSHEET - 4

चित्र को देखकर समझिए और सही शब्द लिखिए-

ज मे



ता छा



त पु स्क



क के



डा झं



ला ब गु



इ ल का



ला ता



रा सं त



ली म छ



तं प ग



ज्ज ज हा



ब री क



ट र ट मा



त बू ज्ज र



ढ क में



WORKSHEET -5

चित्र की सहायता से वाक्य पढ़ कर उन्हें दोबारा लिखिए ।

घर, शरबत, पनघट, कसरत, बतख,
आम, नल, बस, टब, चढ़, बरगद



1. अमर कर ।



2. महक चल ।



3. अनवर चल अब पर चल ।



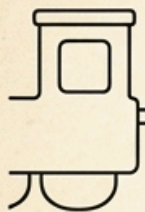
4. मदन पर मत चढ़ ।



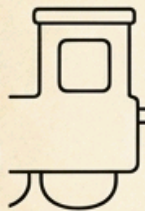
SUBJECT:- MATHS

WORKSHEET:- 1

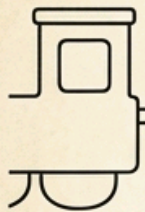
Fill in the empty boxes given below with the correct numerals:



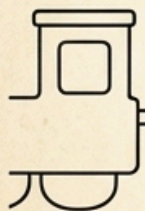
51		53		55		57		59
----	--	----	--	----	--	----	--	----



61		63		65		67		69
----	--	----	--	----	--	----	--	----



71		73		75		77		79
----	--	----	--	----	--	----	--	----



81		83		85		87		89
----	--	----	--	----	--	----	--	----



1



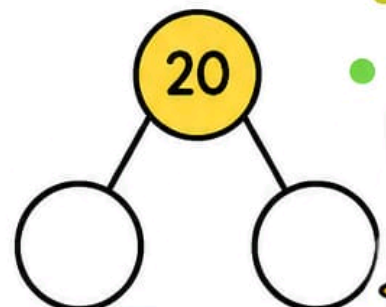
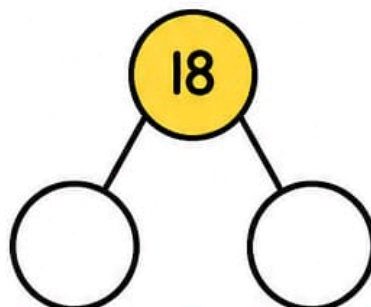
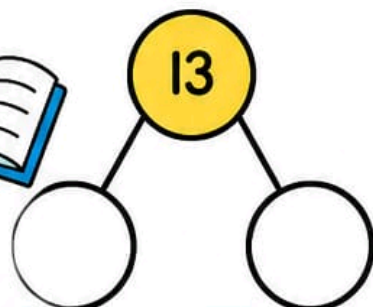
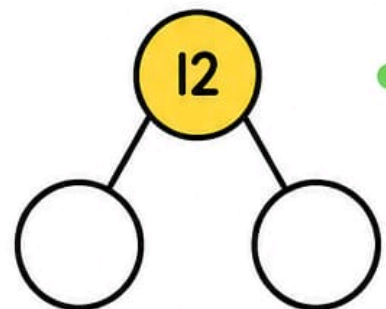
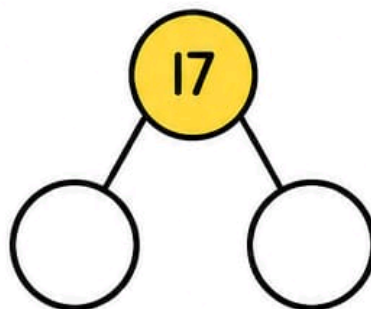
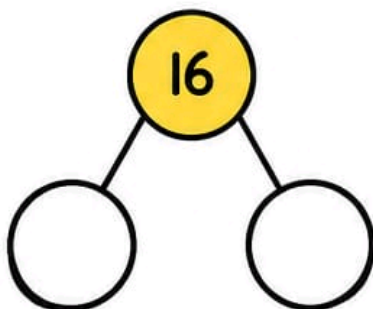
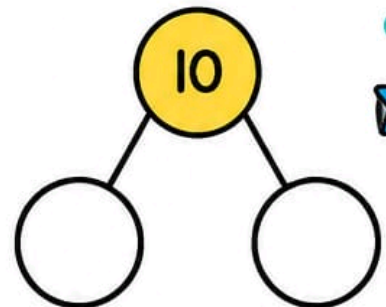
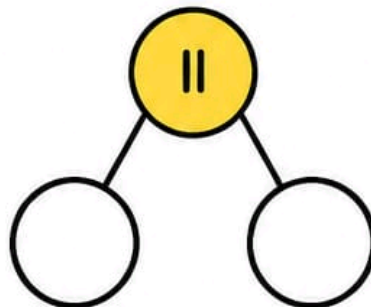
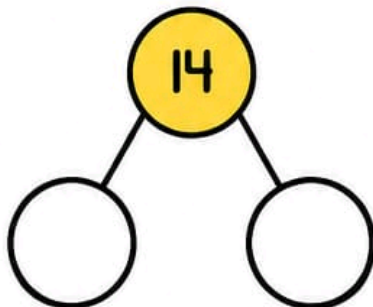
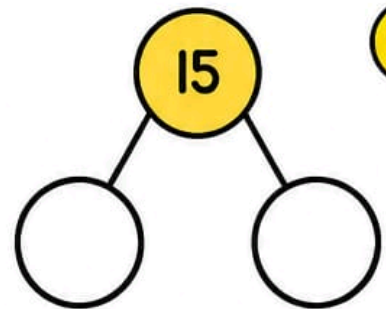
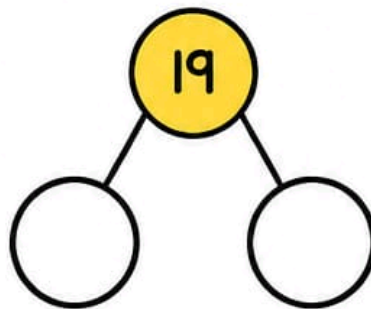
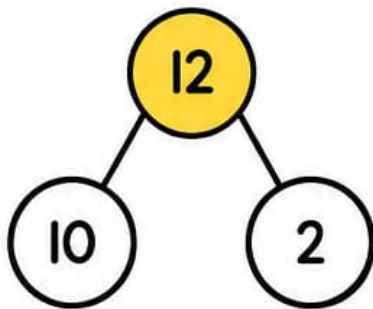
2



WORKSHEET:-2

DECOMPOSITION

Break these numbers down into tens and units:



WORKSHEET:-3



Addition

$$\begin{array}{r} 4 \\ +2 \\ \hline \end{array}$$

$$\begin{array}{r} 3 \\ +1 \\ \hline \end{array}$$

$$\begin{array}{r} 5 \\ +2 \\ \hline \end{array}$$

$$\begin{array}{r} 3 \\ +3 \\ \hline \end{array}$$

$$\begin{array}{r} 7 \\ +1 \\ \hline \end{array}$$

$$\begin{array}{r} 6 \\ +2 \\ \hline \end{array}$$

$$\begin{array}{r} 4 \\ +3 \\ \hline \end{array}$$

$$\begin{array}{r} 8 \\ +1 \\ \hline \end{array}$$

$$\begin{array}{r} 4 \\ +4 \\ \hline \end{array}$$

$$\begin{array}{r} 5 \\ +4 \\ \hline \end{array}$$

$$\begin{array}{r} 3 \\ +2 \\ \hline \end{array}$$

$$\begin{array}{r} 7 \\ +2 \\ \hline \end{array}$$

$$\begin{array}{r} 5 \\ +3 \\ \hline \end{array}$$

$$\begin{array}{r} 9 \\ +0 \\ \hline \end{array}$$

$$\begin{array}{r} 8 \\ +1 \\ \hline \end{array}$$

$$\begin{array}{r} 6 \\ +3 \\ \hline \end{array}$$

$$\begin{array}{r} 2 \\ +2 \\ \hline \end{array}$$

$$\begin{array}{r} 6 \\ +4 \\ \hline \end{array}$$

$$\begin{array}{r} 5 \\ +5 \\ \hline \end{array}$$

$$\begin{array}{r} 8 \\ +2 \\ \hline \end{array}$$

WORKSHEET:- 4

Subtraction

$$\begin{array}{r} 5 \\ -2 \\ \hline \end{array}$$

$$\begin{array}{r} 6 \\ -2 \\ \hline \end{array}$$

$$\begin{array}{r} 7 \\ -2 \\ \hline \end{array}$$

$$\begin{array}{r} 4 \\ -2 \\ \hline \end{array}$$

$$\begin{array}{r} 7 \\ -4 \\ \hline \end{array}$$

$$\begin{array}{r} 8 \\ -4 \\ \hline \end{array}$$

$$\begin{array}{r} 9 \\ -4 \\ \hline \end{array}$$

$$\begin{array}{r} 10 \\ -4 \\ \hline \end{array}$$

$$\begin{array}{r} 3 \\ -3 \\ \hline \end{array}$$

$$\begin{array}{r} 4 \\ -3 \\ \hline \end{array}$$

$$\begin{array}{r} 6 \\ -3 \\ \hline \end{array}$$

$$\begin{array}{r} 10 \\ -3 \\ \hline \end{array}$$

$$\begin{array}{r} 6 \\ -6 \\ \hline \end{array}$$

$$\begin{array}{r} 9 \\ -6 \\ \hline \end{array}$$

$$\begin{array}{r} 7 \\ -6 \\ \hline \end{array}$$

$$\begin{array}{r} 10 \\ -6 \\ \hline \end{array}$$

$$\begin{array}{r} 8 \\ -5 \\ \hline \end{array}$$

$$\begin{array}{r} 5 \\ -5 \\ \hline \end{array}$$

$$\begin{array}{r} 9 \\ -5 \\ \hline \end{array}$$

$$\begin{array}{r} 10 \\ -5 \\ \hline \end{array}$$

WORKSHEET:-5

Multiplication

$$\begin{array}{r} 2 \\ \times 2 \\ \hline \end{array}$$

$$\begin{array}{r} 5 \\ \times 3 \\ \hline \end{array}$$

$$\begin{array}{r} 3 \\ \times 7 \\ \hline \end{array}$$

$$\begin{array}{r} 2 \\ \times 9 \\ \hline \end{array}$$

$$\begin{array}{r} 7 \\ \times 7 \\ \hline \end{array}$$

$$\begin{array}{r} 4 \\ \times 9 \\ \hline \end{array}$$

$$\begin{array}{r} 3 \\ \times 3 \\ \hline \end{array}$$

$$\begin{array}{r} 6 \\ \times 7 \\ \hline \end{array}$$

$$\begin{array}{r} 4 \\ \times 6 \\ \hline \end{array}$$

$$\begin{array}{r} 5 \\ \times 4 \\ \hline \end{array}$$

$$\begin{array}{r} 9 \\ \times 9 \\ \hline \end{array}$$

$$\begin{array}{r} 6 \\ \times 3 \\ \hline \end{array}$$

$$\begin{array}{r} 1 \\ \times 5 \\ \hline \end{array}$$

$$\begin{array}{r} 7 \\ \times 8 \\ \hline \end{array}$$

$$\begin{array}{r} 8 \\ \times 5 \\ \hline \end{array}$$

$$\begin{array}{r} 4 \\ \times 7 \\ \hline \end{array}$$

$$\begin{array}{r} 8 \\ \times 8 \\ \hline \end{array}$$

$$\begin{array}{r} 2 \\ \times 6 \\ \hline \end{array}$$

$$\begin{array}{r} 4 \\ \times 3 \\ \hline \end{array}$$

$$\begin{array}{r} 4 \\ \times 4 \\ \hline \end{array}$$

WORKSHEET:-6

Match the time to the clock



6:00



8:00



5:00



2:00



9:00



11:00



3:00



7:00

Subject - E.V.S

Worksheet - 1

About myself



My name is _____.

My nick name is _____.

My birthday is on _____.

I am _____ year old.

I am a _____. (boy/girl)

I study at _____ school.

I am in grade _____.

My favorite subject is _____.

My best friend's name is _____.

I want to be a _____.



WORKSHEET:-2



Draw two natural things in the space given below.





--	--

Which of these are related with a tree.



Worksheet - 3

Q1. Match the following pictures with their names:

- a)  ear
- b)  nose
- c)  leg
- d)  eye

Q2. Match the following sense organs with their function:

- a) nose hear
- b) ears smell
- c) tongue taste
- d) skin see
- e) eyes feel



Worksheet - 4



Parts of a plant

Match the food with the part of the plant it comes from.

Stems

Flowers

Root

Seeds

Leaves

Fruit



Peas



Cabbage



Asparagus



Tomato



Carrot



Broccoli

WORKSHEET - 1

GENERAL KNOWLEDGE

Match each picture to its name.



mountain



hill



valley



plain



lake



river

ocean




island



WORKSHEET - 2

Look at the picture of Old MacDonald's farm.
Answer the questions by looking at the picture.
Check the correct answers.



How many sheep, cows and pigs are there in all?

5

7

8

How many cows, hens and pigs are there all together?

10

13

16

How many pigs, sheep and chicks are there all together?

16

14

18

WORKSHEET - 3

Identify the types of houses :

Help Box (drag and drop the correct answer)

Tree House

Igloo

Tepee

Caravan

House Boat



WORKSHEET - 4



Instruction: //

Look at the picture and write the correct name of the flower.



















Tulip

Jasmine

Marigold

Daisy

Sunflower

Rose

Hibiscus

Lily

WORKSHEET - 5

Write the correct answer!



1. _____



2. _____



3. _____



4. _____



5. _____



6. _____



7. _____



8. _____



9. _____



10. _____



11. _____



12. _____

Dress

Jacket

Blouse

Shoes

Shirt

Cap

Skirt

Tie

Belt


Trousers

T-shirt


Socks

Worksheet -1

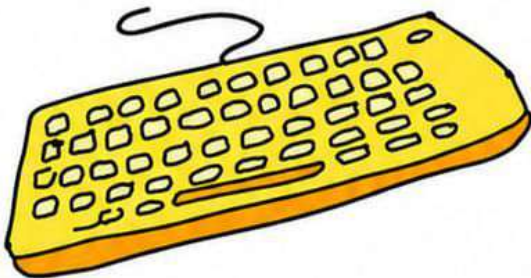
1. Fill the missing letters.



M _ N _ T _ R



M _ U _ E



K _ Y _ O _ R _



C _ U


Worksheet- 2

Q. Connect the dots in alphabetical order.

The puzzle consists of the following letters and their connections:

- q** and **a** are connected by a horizontal line.
- p** is a single dot.
- b** is a single dot.
- c** is a single dot.
- o** and **d** are connected by a horizontal line.
- n** and **e** are connected by a horizontal line.
- m** and **f** are connected by a horizontal line.
- l** is a single dot.
- g** is a single dot.
- k** and **h** are connected by a horizontal line.
- j** is a single dot.
- i** is a single dot.


The letters **l**, **m**, **n**, **o**, **p**, **q**, **r**, **s**, **t**, **u**, **v**, **w**, **x**, **y**, and **z** are represented by groups of three curved lines, indicating they are not part of the puzzle.



Worksheet - 3

Q. Find the given parts of computer in the given crossword puzzle.

A	P	E	N	D	R	I	V	E	L
H	A	R	D	D	I	S	K	A	L
L	F	I	N	D	O	C	U	M	A
F	L	O	P	P	Y	A	T	O	P
W	H	A	M	R	O	N	U	U	T
T	I	S	M	I	G	N	T	S	O
I	S	S	N	N	A	E	C	E	P
M	O	N	I	T	O	R	E	P	I
C	A	B	L	E	N	H	T	E	T
D	C	O	M	R	A	M	P	L	E




Pendrive



Scanner



Monitor



Cable



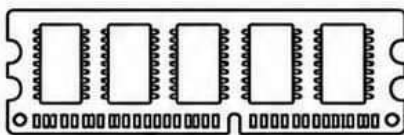
Mouse




Laptop



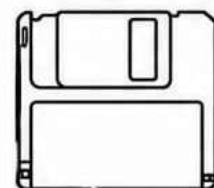
Printer



RAM



Hard Disk



Floppy