



**V. R. SENIOR
SECONDARY SCHOOL**

**SUMMER
HOLIDAY**

HOMEWORK

CLASS 2

NAME : _____

CLASS : _____

ROLL NO. : _____

SUBJECT : _____



INSTRUCTIONS FOR THE PARENTS

Dear parents,

Warm greetings!

Holidays are time when you can connect with your child in many ways. Parents are the first and the most important teacher for a child. You can encourage your child to participate in many educational activities at home and promote his/her quests to learn while working together as it will not only help your child to build, learn and develop his/her skills but also strengthen your bond with him/her .

Homework has to be done under the parents' guidance. Make him/her read daily one or two pages from their books. Don't miss to take your child outdoors in the evening.

Fix up a timetable for your child to organize his/her daily routine like watching television, mobile surfing for information, playing with friends, studying, etc. Dictate them whatever they have read or written.

Make your child responsible by assigning some of the household responsibilities like watering plants, arranging the dining table, organize their room and fill the empty water bottles and put them in refrigerator.

Encourage your child to eat healthy food, avoid eating junk food, wear clean clothes, wash hands before and after every meal, trim their nails. Let them play and share their stories with their grandparents.

Above mentioned guidelines will help your child to become a smart and an active learner.

INSTRUCTIONS FOR THE STUDENTS

1. Get up early in the morning.
2. Wish your parents, grandparents and elders.
3. Pray to God daily.
4. Exercise everyday.
5. Brush your teeth twice a day in the morning and before bedtime.
6. Stay clean and healthy.
7. Do not play in the sunshine or at hot places.
8. Keep some water and food for birds.
9. Help the poor by giving them food, clothes or money.
10. Wash your hands with soap.
11. Do not waste water and electricity .
12. Do your vacation work by yourself.
13. Writing should be very neat and clean.
14. Try to do your written work regularly to enhance your writing skill.
15. Do one page of your English and Hindi writing books once a week.
16. Read your chapters loudly.

NOTE- Homework should be done neatly on a separate notebook.

SUBJECT: ENGLISH

WORKSHEET:-1

Read the following passage and answer the questions :



My aunt 'Lisa' is a doctor . She's 30 years old. She is very kind and pretty . She has brown hair and blue eyes. She likes spending time with me. We usually go to the park together . We sometimes ride our bikes in the park and have popcorn. She always bakes delicious cupcakes for me. I love her very much.

Questions

1 - How old is aunt Lisa ?

.....

2 - What does aunt Lisa look like ?

.....

3 - Where do they usually go ?

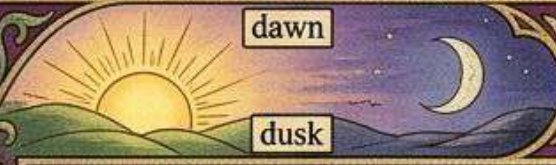
.....

4 - What does she always bake ?

.....

SUBJECT:-ENGLISH

WORKSHEET:-2



Opposites:

Fill in the blanks with opposites:

(clean cold happy slow small soft close
empty poor weak young thin)

1) Stone is hard.

Cotton is _____.

2) The elephant is big.

The mouse is _____.

3) That boy is sad.

That boy is _____.

4) I like hot milk.

Ice cream is _____.

5) This towel is dirty.

That towel is _____.

6) The train is very fast.

The train is very _____.

7) This is a heavy trunk.

That is a _____ bag.

9) This is a rich man.

That man is _____.

10) My grandfather is old.

I am _____.

11) Ram is strong.

Shyam is _____.

12) This glass is full of milk.

That glass is _____.

13) Our door is open.

Neighbour's door is _____.

14) Raj is a fat boy.

Mithil is a _____.

15) Meena is a tall girl.

Teena is a _____ girl.



growth



dormancy



clean



dirty



fast



slow



high



low



strong



weak



happy



sad



big



small



WORKSHEET:-3

Let's ARRANGE the WORDS

1. a / is / That / bus.

Ans: _____ .

2. That / a / is / bottle.

Ans: _____ .

3. is / house / That / a .

Ans: _____ .

4. mat / a / This / is.

Ans: _____ .

5. is / This / a / pencil .

Ans: _____ .

7. This / hut / is / a .

Ans: _____ .

8. This / a / is / book.



SUBJECT: -ENGLISH

NOUNS

WORKSHEET: -4

NOUNS



PERSON



ANIMAL



PLACE



THING

NOUNS · NOUNS · NOUNS · NOUNS · NOUNS · NOUNS · NOUNS · NOUNS · NOUNS · NOUNS

Nouns



A noun is the name of a person, animal, place or a thing.



Put the nouns into the correct box.

tiger teacher shop book doctor
pen beach elephant school dog
boy bag computer park dad
cat



Person



Animal

Place




Thing





SUBJECT:-ENGLISH

WORKSHEET:-5



SUMMER HOLIDAY WORD SEARCH



Find the words listed below and circle them.

G	B	X	F	L	I	P	F	L	O	P	S
Y	E	Q	S	I	C	E	C	R	E	A	M
W	A	T	E	R	M	E	L	O	N	W	O
P	C	U	A	I	G	O	G	G	L	E	S
O	H	S	U	N	G	L	A	S	S	E	S
O	R	S	U	N	S	C	R	E	E	N	E
L	S	A	N	D	C	A	S	T	L	E	A
J	T	L	B	E	A	C	H	B	A	L	L
S	W	I	M	S	U	I	T	K	U	A	M


- ICE CREAM
- BEACH
- BEACH BALL
- SUNSCREEN
- WATERMELON
- SANDCASTLE
- SEA
- FLIPPLOPS
- SUNGLASSES
- SWIMSUIT
- POOL
- GOGGLES



Subject - Hindi
WORKSHEET - 1

नीचे दिए गए रिक्त स्थानों में सही संज्ञा शब्द लिखें।

1. फलों का राजा है।



2. मेरे देश का नाम है।




3. यह है।

4. यह का फूल है।



5. यह एक है।

6. माँ ने आज लाल रंग की पहनी है।



WORKSHEET - 2

एक वचन



यह एक पेंसिल है।

बहु वचन



ये बहुत सारी पेंसिल है।

निम्नलिखित शब्दों के बहुवचन लिखिए।

खिड़की

सेना

पुस्तक

रोटी

नदी

सड़क

वस्तु

देवी

टोपी

महिला

गधा

स्त्री

कपड़ा

संतरा

मेला

साड़ी

Worksheet - 3



सर्वनाम



सर्वनाम शब्द चुनकर रिक्त स्थानों की पूर्ति कीजिए ।

तुम्हारा	इससे	क्या	हम	मैं
तुम्हें	मुझे	मेरी	मैंने	हमें



_____ नाम _____ है ? _____

तो _____ आज पहली बार स्कूल में देखा
है ।

_____ पहले कहाँ पढ़ते थे ? _____

चंडीगढ़ में रहता था ।

कल ही _____ सब मुंबई आए हैं ।

घर में _____ मम्मी पढ़ाती हैं ।

चलो ! स्कूल की घंटी बज गई _____ अब कक्षा में जाना चाहिए ।

WORKSHEET - 4

दिए गए शब्दों के विलोम शब्द लिखे।

- | | | | |
|-----------|-------|------------|-------|
| ★ आना = | | ★ साफ़ = | |
| ★ बैठना = | | ★ मोटा = | |
| ★ सच्चा = | | ★ अच्छा = | |
| ★ जीत = | | ★ ठंडा = | |
| ★ ऊँचा = | | ★ जीवन = | |
| ★ आगे = | | ★ सही = | |
| ★ सस्ता = | | ★ भाटी = | |
| ★ खुश = | | ★ पास = | |
| ★ मित्र = | | ★ छोटा = | |
| ★ भूखा = | | ★ आलसी = | |
| ★ नया = | | ★ कम = | |
| ★ भीतर = | | ★ शांत = | |
| ★ दिन = | | ★ सुबह = | |
| ★ काला = | | ★ कमज़ोर = | |

WORKSHEET - 5

नीचे दिए गए प्रश्नों के उत्तर लिखिए और चित्र में रंग भरिए।



1. यह चित्र का है। (समुद्र तट / वगीचा)

2. आसमान में क्या चमक रहा है ? (चाँद / सूरज)

3. आसमान में क्या उड़ रहे हैं ? (जानवर / पक्षी)

4. कुर्सी पर बैठी लड़की क्या कर रही है। (अखबार पढ़ / सो)

कुर्सी पर बैठी लड़की ।

5. लड़का क्या बना रहा है ? (चित्र / रेत का किला)

लड़का ।

6. बाल्टी पकड़े लड़के ने सिर पर क्या पहना है ? (टोपी / पगड़ी)

बाल्टी पकड़े लड़के ने ।



Worksheet - 1



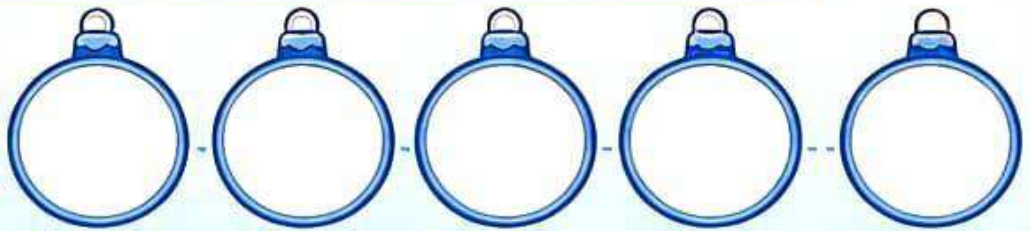
“Numbers are like friends –
when they come in order,
everything makes sense!”



Put the numbers in order least to greatest.



239 430
187
520 302




684 358
976
370 687



476 263
304
850 389



937 95
800
487 684




163 402
490
145 643



“Little steps in order today,
Big success tomorrow!”





Worksheet - 2



“Practice makes progress. Keep going, keep growing!”

★ Times Tables ★

- | | | |
|---------------------------|---------------------------|---------------------------|
| 1. $10 \times 3 =$ _____ | 11. $11 \times 3 =$ _____ | 21. $6 \times 5 =$ _____ |
| 2. $5 \times 5 =$ _____ | 12. $8 \times 8 =$ _____ | 22. $3 \times 10 =$ _____ |
| 3. $10 \times 5 =$ _____ | 13. $4 \times 5 =$ _____ | 23. $5 \times 6 =$ _____ |
| 4. $8 \times 4 =$ _____ | 14. $5 \times 7 =$ _____ | 24. $11 \times 6 =$ _____ |
| 5. $3 \times 9 =$ _____ | 15. $7 \times 3 =$ _____ | 25. $6 \times 10 =$ _____ |
| 6. $6 \times 10 =$ _____ | 16. $6 \times 11 =$ _____ | 26. $11 \times 7 =$ _____ |
| 7. $7 \times 6 =$ _____ | 17. $2 \times 5 =$ _____ | 27. $3 \times 3 =$ _____ |
| 8. $2 \times 10 =$ _____ | 18. $9 \times 10 =$ _____ | 28. $2 \times 8 =$ _____ |
| 9. $9 \times 8 =$ _____ | 19. $3 \times 5 =$ _____ | 29. $10 \times 9 =$ _____ |
| 10. $11 \times 4 =$ _____ | 20. $10 \times 2 =$ _____ | 30. $7 \times 8 =$ _____ |



“Small steps every day lead to big success!”



“You don't have to be great to start, but you have to start to be great.”



• ★ • Believe in yourself and all that you are! • ☆ • ☆

WORKSHEET 3

Solve each problem.


$$\begin{array}{r} 820 \\ - 100 \\ \hline \end{array}$$

$$\begin{array}{r} 320 \\ + 170 \\ \hline \end{array}$$

$$\begin{array}{r} 600 \\ + 185 \\ \hline \end{array}$$

$$\begin{array}{r} 550 \\ - 245 \\ \hline \end{array}$$

$$\begin{array}{r} 978 \\ - 479 \\ \hline \end{array}$$

$$\begin{array}{r} 121 \\ + 345 \\ \hline \end{array}$$

$$\begin{array}{r} 420 \\ - 280 \\ \hline \end{array}$$

$$\begin{array}{r} 872 \\ + 105 \\ \hline \end{array}$$

$$\begin{array}{r} 775 \\ - 235 \\ \hline \end{array}$$

You are capable
of amazing
things!

Believe in
yourself and
all that you are.
You've got this!

- ★ Be kind.
- ★ Work hard.
- ★ Stay positive.
- ★ Never give up.
- ★ Believe in yourself!

Every day is a new chance to shine!

Keep trying, keep learning, and keep growing!





Believe you can and you're halfway there.

Worksheet 4

Comparing Numbers

Small steps every day lead to big results.

Compare each set of numbers. Use $<$, $>$, or $=$.



425 ○ 421	889 ○ 988	346 ○ 464
868 ○ 887	453 ○ 543	624 ○ 624
501 ○ 512	765 ○ 675	969 ○ 996
987 ○ 979	882 ○ 882	848 ○ 686

Fill in the blanks that would make the statement true.

_____ $<$ 387	296 $<$ _____
925 $<$ _____	_____ $<$ 703
_____ $>$ 632	549 $<$ _____
482 $<$ _____	_____ $<$ 602

Don't stop until you're proud.



Practice today, success tomorrow!

Compare each set of numbers. Use $<$, $>$, or $=$.

400 + 50 + 9 ○	600 + 40 + 5
700 + 40 + 4 ○	700 + 20 + 4
900 + 30 + 7 ○	900 + 30 + 7
800 + 90 + 8 ○	800 + 80 + 9

Keep trying, keep learning, and keep growing! ✨ You've got this!

★ Be Kind

♥ Stay Positive

😊 Work Hard

♥ Dream Big

★ Believe in yourself!

You can do it!



WORKSHEET 5

2nd CLASS

Practice every day! ★

Small steps lead to big success!

Draw the beads for the given 3 digit numbers.

<p>H T O</p> <p>250</p> <p>2 5 0</p>	<p>H T O</p> <p>132</p> <p></p>	<p>H T O</p> <p>605</p> <p></p>
<p>H T O</p> <p>721</p> <p></p>	<p>H T O</p> <p>423</p> <p></p>	<p>H T O</p> <p>518</p> <p></p>

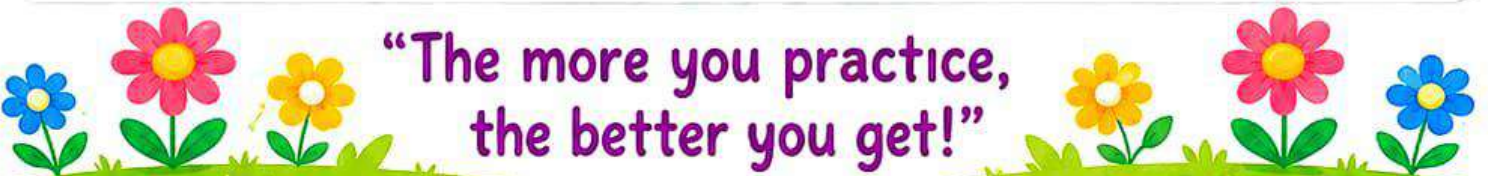


Well done, superstar!

♥ Keep learning, keep shining! ♥



"The more you practice,
the better you get!"



SUBJECT:-E.V.S WORKSHEET :-1

Kinds of Houses

A. Write True or False :

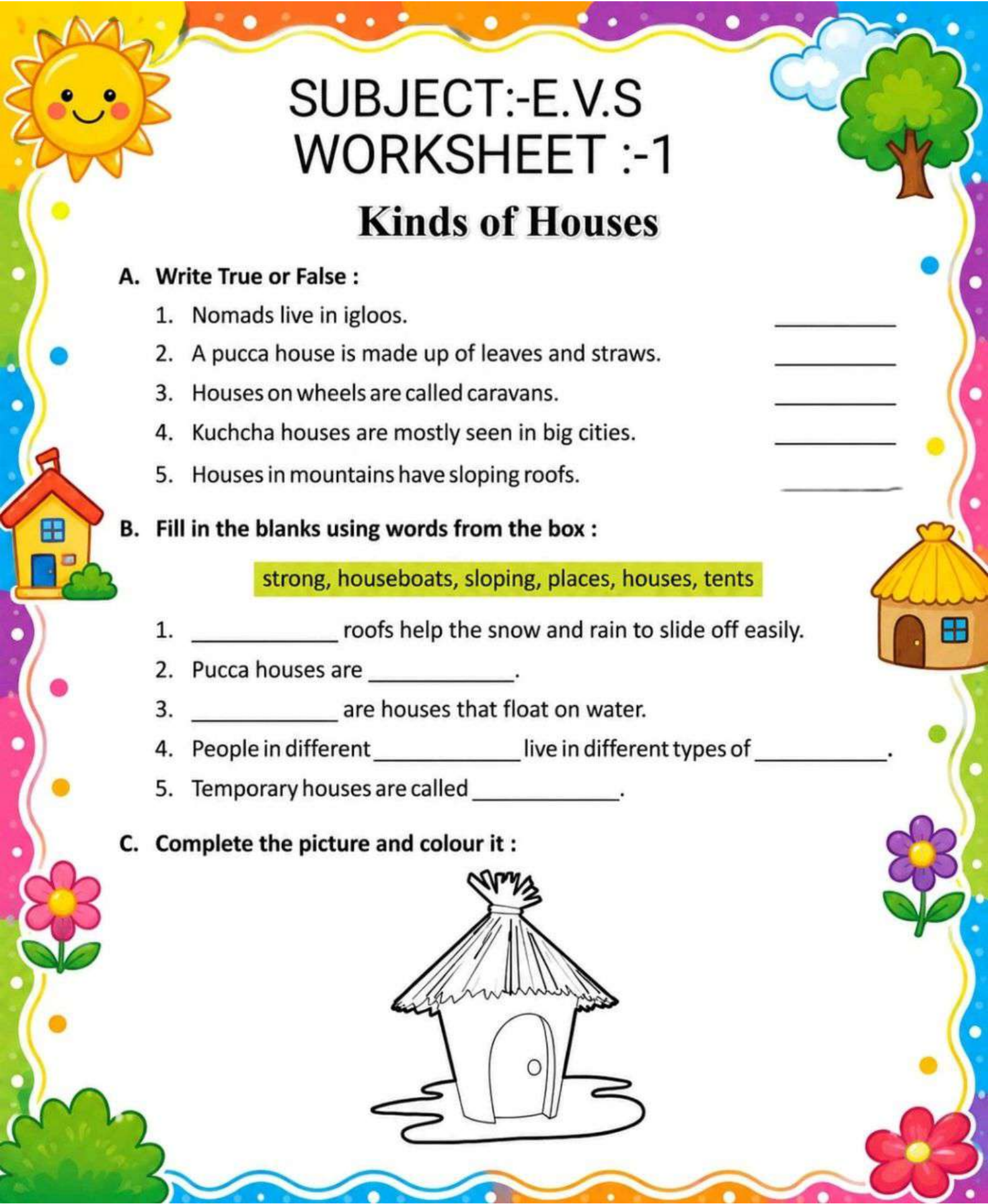
1. Nomads live in igloos.
2. A pucca house is made up of leaves and straws.
3. Houses on wheels are called caravans.
4. Kuchcha houses are mostly seen in big cities.
5. Houses in mountains have sloping roofs.

B. Fill in the blanks using words from the box :

strong, houseboats, sloping, places, houses, tents

1. _____ roofs help the snow and rain to slide off easily.
2. Pucca houses are _____.
3. _____ are houses that float on water.
4. People in different _____ live in different types of _____.
5. Temporary houses are called _____.


C. Complete the picture and colour it :




SUBJECT:-E.V.S

WORKSHEET:-2

1. We get milk from _____



cow



hen

2. We get eggs from _____



horse



hen

3. Burger is a _____ food



healthy



junk

4. Rice and corn are _____




pulses

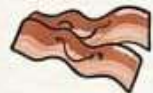



cereals

SUBJECT:-E.V.S

WORKSHEET:-3

 **Instruction:** Unscramble the letters, write the word down and connect to the correct Food element



PEAPL

APPLE

EOLTEEMT

AMTOTO

SACNTRSIO

RGEAON

AOCNB

OTOHGD

IEP

SBANAAN

SCOIEKO



SUBJECT:-E.V.S

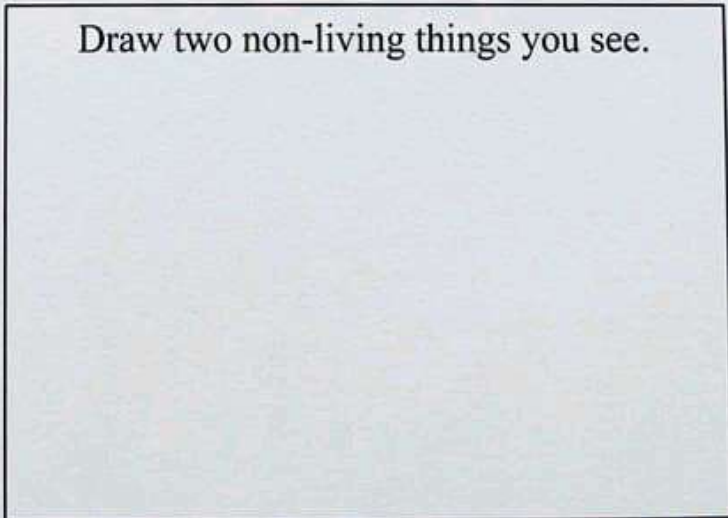
WORKSHEET:-4

Non-living things do not breathe, grow, eat, move or produce their young ones.

Circle the non-living things and write their names.



Draw two non-living things you see.



SUBJECT:-E.V.S

WORKSHEET:-5


1. Complete the text.

Plants are _____.

They are _____, they grow, they _____ and die.

2. Plants need 4 things to live. Write.

water - air - sunlight - soil



3. Put the parts in the correct place.

roots

stem

leaves

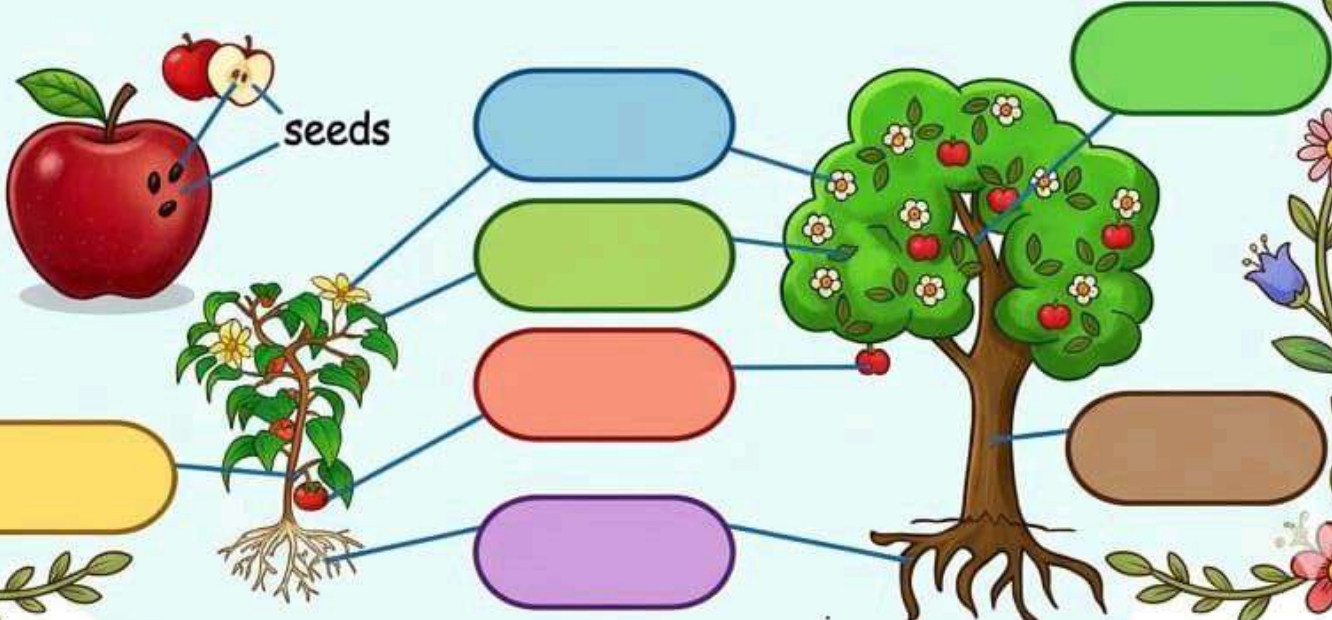
branches

seeds

flower

trunk

fruit



Name:

Class:

 Instruction: Look at the pictures and write the names of the community helpers

Vet

Firefighter

Dentist

Musician

Chef

Astronaut

Engineer

Doctor

Pilot

Police officer

Teacher

Writer



Name : _____

Date : _____

Name the sports



a. _____

b. _____

c. _____



d. _____

e. _____

f. _____




g. _____

h. _____

i. _____

Name:

Class:

 **Instruction:** Fill in each blank with the correct plural form of the word given in brackets.


- The capital city of India is _____
- The national animal of India is _____
- The planet we live on is _____
- The festival of lights is _____
- The teacher works in a _____
- The Sun rises in the _____
- The animal that gives us milk is _____
- The largest ocean on Earth is _____
- The national flower of India is _____
- The festival of colors is _____
- The person who treats sick people is a _____
- The star we see during the day is the _____
- We breathe in _____ to live.
- The bird that cannot fly is _____
- The planet closest to the Sun is _____
- The fruit that keeps the doctor away is _____
- The number of days in a week is _____

Name:

Class:

 **Instruction:** Fill the blanks with correct answer.


- India is our _____.
- The Prime Minister of India lives in _____.
- The national song of India is _____.
- The national flag has a _____ in the center.
- The Earth is covered with land and _____.
- The shape of the Earth is _____.
- The largest country in the world is _____.
- The highest mountain in the world is _____.
- There are _____ days in a week.
- The _____ gives us light and heat.

 **Instruction:** Read each sentence carefully and choose the correct word.


- The capital of India is
(a) Mumbai (b) Delhi (c) Kolkata
- The national flag of India has
(a) Two colors (b) Three colors (c) Four colors
- The national animal of India is
(a) Elephant (b) Lion (c) Tiger
- The Earth moves around the
(a) Moon (b) Sun (c) Star
- The largest ocean in the world is
(a) Pacific Ocean (b) Indian Ocean (c) Arctic Ocean

Name:

Class:

 **Instruction:** Write True if the statement is correct and False if it is not correct.

- | | True | False |
|--|--------------------------|--------------------------|
| • The Sun rises in the west. | <input type="checkbox"/> | <input type="checkbox"/> |
| • Fish can swim in water. | <input type="checkbox"/> | <input type="checkbox"/> |
| • The elephant is smaller than a dog. | <input type="checkbox"/> | <input type="checkbox"/> |
| • We use our ears to hear sounds. | <input type="checkbox"/> | <input type="checkbox"/> |
| • The rainbow has seven colors. | <input type="checkbox"/> | <input type="checkbox"/> |
| • We eat pencils for lunch. | <input type="checkbox"/> | <input type="checkbox"/> |
| • The cow gives us milk. | <input type="checkbox"/> | <input type="checkbox"/> |
| • We should brush our teeth every day. | <input type="checkbox"/> | <input type="checkbox"/> |

 **Instruction:** Read each sentence carefully and choose the correct word.

- The _____ gives us light and heat.
(a) Moon (b) Sun (c) Star
- A _____ lives in water.
(a) Cat (b) Fish (c) Dog
- The _____ teaches students in school.
(a) Doctor (b) Teacher (c) Policeman
- We use a _____ to write.
(a) Spoon (b) Pen (c) Chair

Worksheet -1

Q1. Look at the pictures and write what are they doing on a computer?



A.

.....



B.

.....



C.

.....

Q2 Write two uses of computer at school.

.....
.....
.....
.....

Worksheet -2

1. Identify the input and output device and mark on them



Input/Output



Input/Output



Input/Output



Input/Output



Input/Output



Input/Output



Input/Output



Input/Output

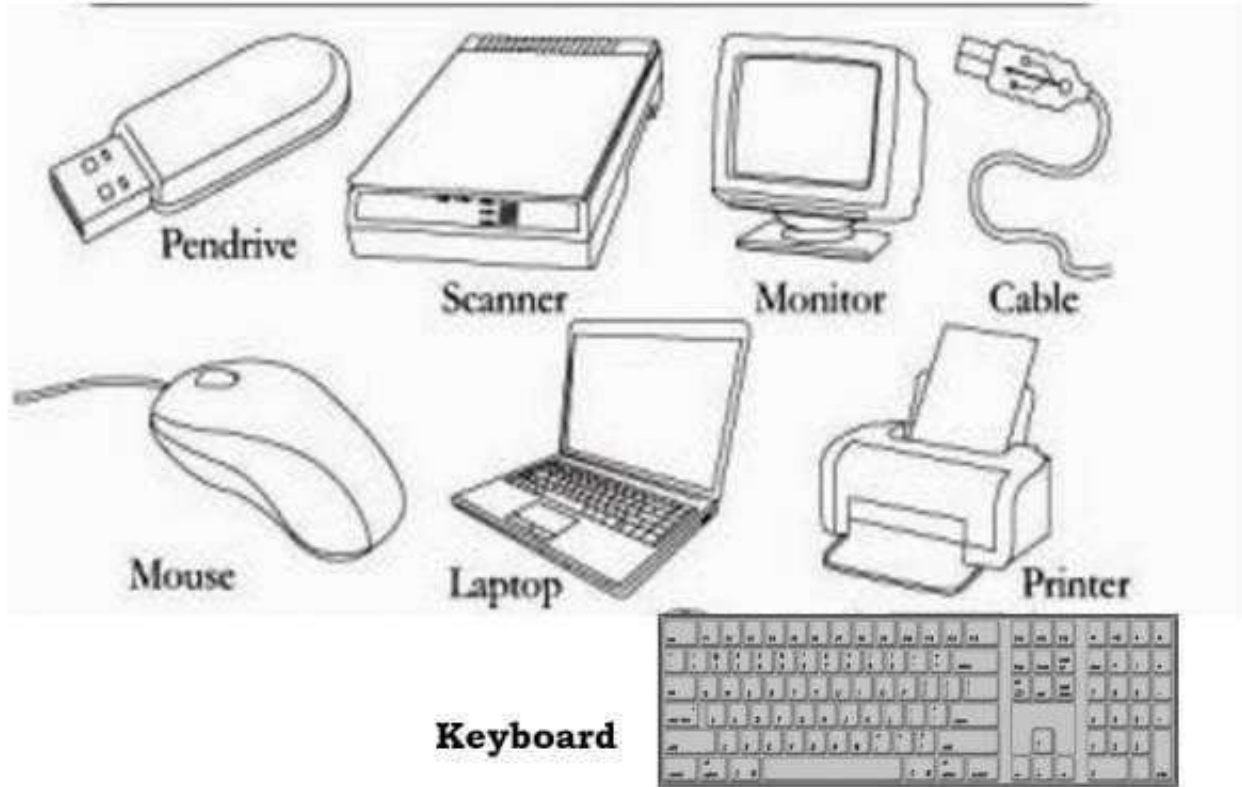


Input/Output

Worksheet -3

Find the NAMES of these terms related to the computer system.

Colour each word with a DIFFERENT colour.




L	T	M	O	N	I	T	O	R	B	V	Q	K
Y	F	O	H	J	R	C	A	B	L	E	M	E
S	D	U	P	E	N	D	R	I	V	E	G	Y
O	M	S	C	A	N	N	E	R	T	I	H	B
F	I	E	V	U	L	Y	W	R	H	A	C	O
X	H	B	R	S	C	I	L	K	V	Z	X	A
D	J	L	A	P	T	O	P	T	E	U	F	R
F	I	W	T	Y	X	M	K	U	G	S	E	D

Worksheet -4

DIRECTIONS: Draw a line from each term to its picture.



mouse



keyboard



disc drive



CPU/desktop computer



printer

Worksheet -5

PARTS OF A COMPUTER

A. Name the parts of a computer.



MONITOR

MOUSE

KEYBOARD

CPU

HEADPHONE

SPEAKERS