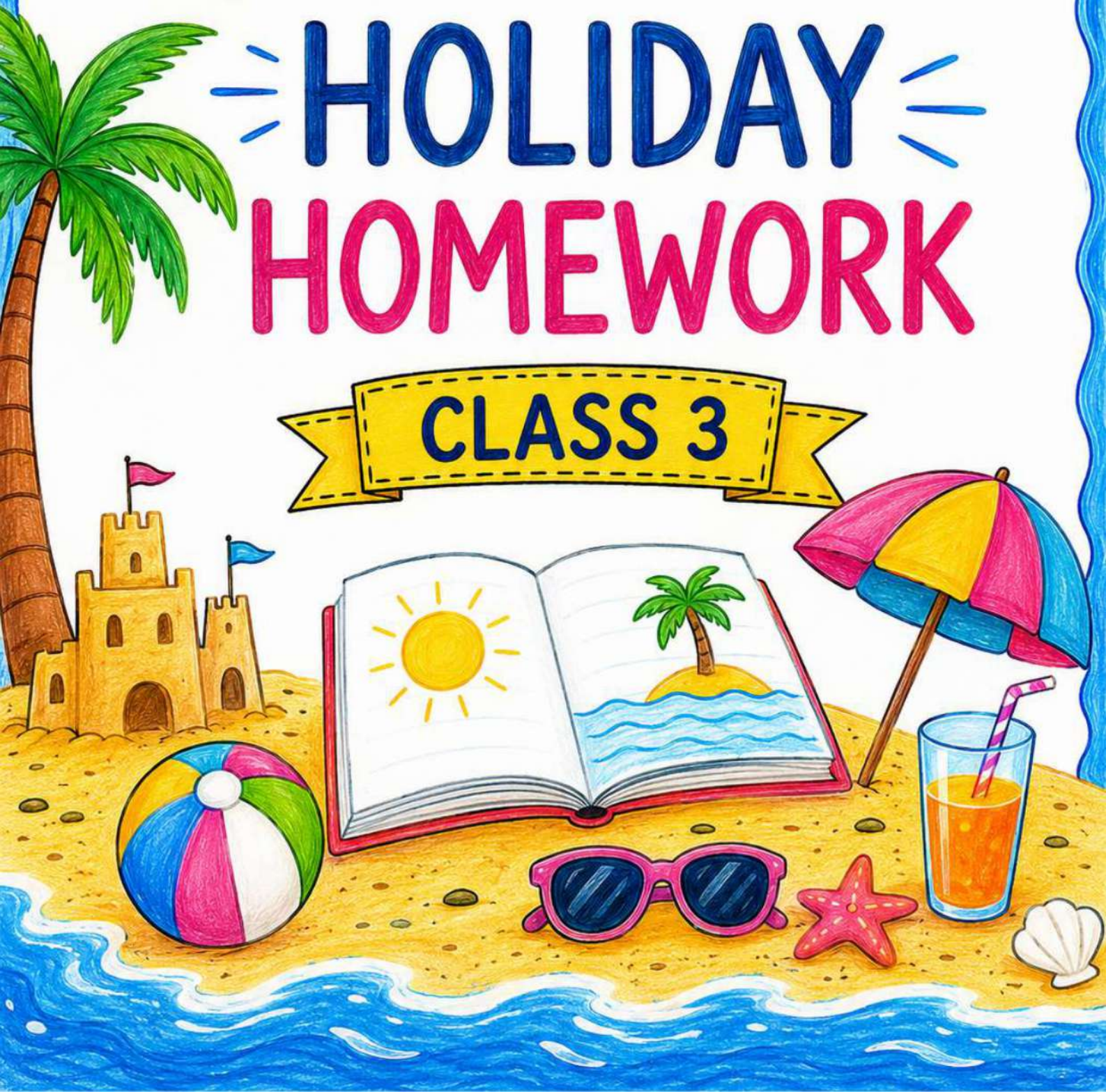


V. R. SENIOR SECONDARY SCHOOL

SUMMER
HOLIDAY
HOMEWORK

CLASS 3



INSTRUCTIONS FOR THE PARENTS

Dear parents,

Warm greetings!

Holidays are time when you can connect with your child in many ways. Parents are the first and the most important teacher for a child. You can encourage your child to participate in many educational activities at home and promote his/her quests to learn while working together as it will not only help your child to build, learn and develop his/her skills but also strengthen your bond with him/her .

Homework has to be done under the parents' guidance. Make him/her read daily one or two pages from their books. Don't miss to take your child outdoors in the evening.

Fix up a timetable for your child to organize his/her daily routine like watching television, mobile surfing for information, playing with friends, studying, etc. Dictate them whatever they have read or written.

Make your child responsible by assigning some of the household responsibilities like watering plants, arranging the dining table, organize their room and fill the empty water bottles and put them in refrigerator.

Encourage your child to eat healthy food, avoid eating junk food, wear clean clothes, wash hands before and after every meal, trim their nails. Let them play and share their stories with their grandparents.

Above mentioned guidelines will help your child to become a smart and an active learner.

INSTRUCTIONS FOR THE STUDENTS

1. Get up early in the morning.
2. Wish your parents, grandparents and elders.
3. Pray to God daily.
4. Exercise everyday.
5. Brush your teeth twice a day in the morning and before bedtime.
6. Stay clean and healthy.
7. Do not play in the sunshine or at hot places.
8. Keep some water and food for birds.
9. Help the poor by giving them food, clothes or money.
10. Wash your hands with soap.
11. Do not waste water and electricity .
12. Do your vacation work by yourself.
13. Writing should be very neat and clean.
14. Try to do your written work regularly to enhance your writing skill.
15. Do one page of your English and Hindi writing books once a week.
16. Read your chapters loudly.

NOTE- Homework should be done neatly on a separate notebook.

SUBJECT:-ENGLISH

WORKSHEET:-1

Directions: Read the nouns in the box. Write the nouns into the correct categories.

dog school teacher computer restaurant iguana
hospital catfish nurse pencil cow police station
carpet father girl ladybug eyeglasses theatre
chicken library barber shoe butcher toothbrush

person

1
2
3
4
5
6

place

1
2
3
4
5
6



thing

1
2
3
4
5
6

animal

1
2
3
4
5
6



SUBJECT:-ENGLISH WORKSHEET:-2

Write the correct punctuation to complete the sentences

period

.

question mark

?

exclamation mark

!

The sun is shining

Did you get to school on time

I am so mad

That cake was so good

My cat is lazy

How much is the candy

What a happy ending

How are you



The door is closed

I like to read

SUBJECT:-ENGLISH

WORKSHEET:-3

Word Search Puzzle



S	L	X	D	F	A	T	H	E	R
P	A	R	E	N	T	S	C	I	L
G	T	E	R	E	H	T	O	M	A
G	G	S	O	N	H	J	U	J	M
R	F	R	E	T	S	I	S	K	D
A	H	A	A	U	N	T	I	X	N
N	Z	Y	E	F	D	B	N	O	A
D	A	U	G	H	T	E	R	C	R
P	Q	U	N	C	L	E	V	A	G
A	R	E	H	T	O	R	B	F	P

Son

Father

Cousin

Grandpa

Aunt

Mother

Brother

Grandma

Uncle

Sister

Parents

Daughter



SUBJECT:-ENGLISH WORKSHEET:-4

Fill in the blank with "a," "an," or "the" where necessary.

1. I saw ___ bird in that house.
2. Can I have ___ apple, please?
3. My brother has ___ new bike.
4. Look at that! ___ dog is chasing its tail.
5. Mom bought me ___ ice cream cone.
6. Dad fixed ___ leaky faucet in the bathroom.
7. We saw ___ elephant at the zoo.
8. I found ___ interesting book in the library.
9. Sarah is ___ excellent dancer.
10. Please pass me ___ salt, I need to season my food.
11. I have ___ cat named Whiskers.
12. Mom bought me ___ toy for my birthday.
13. Look at ___ butterfly on that flower!
14. My friend has ___ new bicycle.
15. Can I have ___ cookie from the jar?
16. We saw ___ rainbow after the rain.
17. Dad fixed ___ flat tire on his car.
18. I saw ___ bird building a nest in the tree.
19. Sarah wants to be ___ astronaut when she grows up.
20. Please pass me ___ pencil, I need to draw.



SUBJECT:-ENGLISH

WORKSHEET:-5

A pronoun is a word that is used in place of a noun or noun phrase.

Fill in the blanks with correct pronoun.

1. ____ is a dog. (He, It)
2. ____ are my friends. (They, He)
3. ____ is an amazing singer. (She, It)
4. ____ are my teachers. (They, She)
5. ____ is my father. (He, She)
6. ____ are my neighbors. (They, It)
7. ____ is a beautiful flower. (It, They)
8. ____ are artists. (He, They)
9. ____ is a delicious fruit. (It, She)
10. ____ are my books. (They, He)
11. ____ is a strong athlete. (She, It)
12. ____ are my cousins. (They, He)
13. ____ is my grandmother. (She, He)
14. ____ is an intelligent student. (He, It)
15. ____ are my classmates. (They, She)



Worksheet - 1

मेरा परिवार

- मेरा नाम _____ हैं।
- मेरे परिवार में कुल _____ लोग हैं।
- मेरे पिताजी का नाम _____ है और वे _____ का काम करते हैं।
- मेरी मम्मी का नाम _____ है, और उन्हें _____ करना पसंद है।
- मेरे भाई/बहन का नाम _____ है, और वे _____ कक्षा में पढ़ते हैं।
- हम सबको _____ करना बहुत पसंद है।





Worksheet - 2

चित्रों की सहायता से कहानी पूरी कीजिए।



एक  ----- और एक  ----- बहुत अच्छे

मित्र थे। एक बार दोनों को बहुत तेज भूख लगी। उन्होंने देखा कि

एक  ----- पर बहुत से आम लगे थे। यह देख कर वे

दोनों बहुत खुश हुए। वह आम खाने ही वाले थे कि उन्हें एक 

----- की दहाड़ सुनाई दी। दोनों बुरी तरह घबरा गए। अचानक

 ----- को अपने दोस्त  ----- की

याद आई। वह जोर-जोर से उसे पुकारने लगा। वह अपने साथ 

-----,  -----, और  -----

को भी ले आया। इतने जानवरों को एक साथ देखकर

 ----- बरी तरह डर गया और तहाँ से भाग गया।

Worksheet - 3

वचन बदलिए

बिल्ली	-	<input type="text"/>
कहानी	-	<input type="text"/>
थैला	-	<input type="text"/>
कविता	-	<input type="text"/>
वस्तु	-	<input type="text"/>
गुड़िया	-	<input type="text"/>
जाति	-	<input type="text"/>
पंक्ति	-	<input type="text"/>
मुर्गा	-	<input type="text"/>
कुर्ता	-	<input type="text"/>

जातियाँ

पंक्तियाँ

मुर्गे

गुड़ियाँ

कहानियाँ

बिल्लियाँ

कुर्ते

वस्तुएँ

कविताएँ

थैले



Worksheet - 4



दिए गए शब्दों के विलोम शब्द लिखो

• बड़ा → _____

• सुंदर → _____

• सच्चा → _____

• खट्टा → _____

• गरम → _____

• ज्यादा → _____

• दिन → _____

• शांत → _____

• भारी → _____

• मोटा → _____

• ऊँचा → _____

• खुशबू → _____

• तेज → _____

• सर्दी → _____

• खुश → _____

• ऊपर → _____

• मीठा → _____

• खुला → _____

• भरा → _____

• कठिन → _____

• रोना → _____

• गहरा → _____

• सस्ता → _____

• सफेद → _____

• कमज़ोर → _____

• पास → _____

• लंबा → _____

• जिंदा → _____



WORKSHEET - 5

शेर और चूहा

अपठित गद्यांश पढ़कर नीचे लिखे प्रश्नों को हल करें।



एक समय की बात है। एक जंगल में एक और और एक चूहा रहता था। एक दिन शेर सो रहा था। चूहा सोते हुए शेर के उपर खेलने लगा। शेर की नींद खुल गई और उसने गुस्से से चूहे को पकड़ा और मार डालना चाहा। किन्तु चूहे ने माफी मांग कर खुद को बचा लिया।

कुछ समय बाद शिकारियों में उस शेर को जाल में पकड़ लिया। शेर बहुत घबरा गया। चूहे ने शेर को इस हालत में देखा, उसने झट से अपने दाँतों से जाल को काट दिया और शेर की जान बचाई।

सीख - अच्छा करो, अच्छा मिलेगा।

• जंगल में कौन - कौन रहता था ?

• चूहे ने शेर को कैसे बचाया ?

• हमें इस कहानी से क्या सीख मिलती है ?



MENTAL MATHS WORKSHEET - 1



Think smart, work hard, and never give up!

1. $450 + 120 =$ _____
2. $900 - 375 =$ _____
3. $25 \times 4 =$ _____
4. $72 \div 8 =$ _____
5. 1 more than 999 = _____
6. $\frac{1}{2}$ of 60 = _____
7. $300 + 700 =$ _____
8. $15 \times 3 =$ _____
9. $84 - 29 =$ _____
10. How many tens in 340? _____
11. $6 \times 7 =$ _____
12. $1000 - 468 =$ _____
13. Double of 45 = _____
14. $90 \div 9 =$ _____
15. What is the place value of 6 in 568? _____

Believe in yourself and all things are **possible!**

Practice today, **progress** tomorrow!

Mistakes are proof you are **trying!**



You are capable of **AMAZING** things!

Keep going, keep growing!





WORKSHEET - 2

★ Let's Learn and Grow Together! ★

Believe in yourself and all things are possible.

- 1 The predecessor of 7390 is
- 2 The place value of 5 in 6358 is
- 3 The place value of 0 is always
- 4 The face value of 7 in 6378 is
- 5 The number just before 2000 is
- 6 A number that comes just after a given number is called is called its
- 7 Smallest even number is
- 8 Smallest odd number is
- 9 Number name for 10788 is
- 10 Thirty thousand seventy five is written in numerals as

Dream Big
Work Hard

Stay Positive
Keep Smiling

Every day is
a chance to
learn something
new!



You are smart, you are strong,
you can do anything!



★ Believe in yourself!

WORKSHEET 3

★ Practice every day, Grow every day!

★ For the given numbers, add the missing beads in the abacus in blue color. ★

1. 1421

Th H T U

2. 3510

Th H T U

3. 2030

Th H T U

4. 4111

Th H T U

5. 2323

Th H T U

6. 2145

Th H T U



★ "Try your best today, And be proud tomorrow!" ★



WORKSHEET 4

Stay Positive, Work Hard, Make It Happen!

1. Write the predecessor and successor of the given numbers;

Predecessor	Number	Successor
-----	5950	-----
-----	7000	-----
-----	2099	-----
-----	3999	-----

2. Write number names;

9087 -----
8906 -----
7508 -----
4563 -----

3. Write the numerals for;

Four thousand six hundred forty three -----
Nine thousand seven -----
Five thousand nine hundred nineteen -----
Two thousand eight hundred nine -----



★ Believe in yourself and all that you are. ★

Small steps every day lead to big results.

★ Mistakes are proof that you are trying. ★

💡 Dream it. Plan it. Do it. ✨



★ Keep going! You're doing great! ❤️ ★



Worksheet 5

Add and Subtract Two 3-Digit Numbers with Regrouping

Solve the addition and subtraction problems.

$$\begin{array}{r} 806 \\ + 186 \\ \hline \end{array}$$

$$\begin{array}{r} 336 \\ + 215 \\ \hline \end{array}$$

$$\begin{array}{r} 613 \\ + 227 \\ \hline \end{array}$$

$$\begin{array}{r} 125 \\ + 825 \\ \hline \end{array}$$

$$\begin{array}{r} 543 \\ + 378 \\ \hline \end{array}$$

$$\begin{array}{r} 186 \\ + 697 \\ \hline \end{array}$$

$$\begin{array}{r} 493 \\ + 258 \\ \hline \end{array}$$

$$\begin{array}{r} 469 \\ + 158 \\ \hline \end{array}$$

$$\begin{array}{r} 996 \\ - 889 \\ \hline \end{array}$$

$$\begin{array}{r} 370 \\ - 348 \\ \hline \end{array}$$

$$\begin{array}{r} 681 \\ - 355 \\ \hline \end{array}$$

$$\begin{array}{r} 883 \\ - 666 \\ \hline \end{array}$$

$$\begin{array}{r} 340 \\ - 152 \\ \hline \end{array}$$

$$\begin{array}{r} 818 \\ - 679 \\ \hline \end{array}$$

$$\begin{array}{r} 802 \\ - 643 \\ \hline \end{array}$$

$$\begin{array}{r} 852 \\ - 653 \\ \hline \end{array}$$

SCIENCE

Worksheet -1

Matching: Draw a line from each part of the digestive system to its function

Mouth

Holds food to be broken up by acids

Esophagus

Food travels through this wider tube and becomes waste. It is stored in the rectum.

Stomach

Food travels through this skinnier tube while the nutrients are being absorbed

Small Intestine

Food enters the system here

Large Intestine

Moves food to the stomach

Liver

Where the waste from the rectum exits through

Anus

Helps the body get rid of toxins

Explain what happens to food when it enters the mouth.





Worksheet -2

Name the Following

Give a one or two-word answer for each clue.

1. The gas present in the air that we take in while inhaling: _____

2. Animals that eat both plants and the flesh of other animals: _____

3. An internal organ that constantly pumps blood to all parts of our body: _____

4. A home built by a bird using twigs and straw to lay its eggs: _____

Worksheet -3


Complete the crossword with the help of the given clues.

DOWN

1. A flesh-eating animal.
2. It has a long neck that helps it to reach the branches of tall trees.
3. It gives us eggs and meat.

ACROSS

4. It has a long tube to suck nectar from flowers.
5. Elephant uses this to gather and put food into its mouth.
6. This method of drinking are used by dogs and cats.
7. They can make their own food.



Worksheet -4

Match the items in Column A with their correct definition or feature in Column B.

COLUMN A	COLUMN B
1. Chlorophyll	(a) An organ that helps us think and controls our body
2. Mosquito	(b) The flat and broad part of a plant leaf
3. Leaf Blade	(c) The green substance that helps plants make food
4. Lungs	(d) Goes through a lifecycle of Egg → Larva → Pupa → Adult
5. Brain	(e) The organs that help human beings breathe air

FUN EXPERIENTIAL SUMMER PROJECTS


Complete these creative activities on A4 size sheets or in your science notebook.

1 Little Gardener Project

- Grow a small plant in an old plastic bottle or a small pot using mustard, coriander, or fenugreek seeds.
- Take a picture with your plant after it sprouts and paste it into your science notebook.



2 My Balanced Diet Plate



- Draw a large circle representing a lunch plate.
- Divide it into sections and draw or paste pictures of healthy foods (carbohydrates, proteins, vitamins, and minerals) to make a complete balanced meal.

My Family tree

SOCIAL STUDIES

- 1- Draw your family tree with photo or sketches. Write 2 lines about each family members.

Draw the Map of India

- 1- Name your state, with capital
- 2- Capital of India
- 3- Main rivers of India
- 4- Main mountain of India
- 5- Any one monument or historical place.

Traditional Dress Activity – Draw or paste pictures of traditional dresses from any 10 states of India.

Community Helper Scrapbook

- 1- Farmer
- 2- Teacher
- 3- Health Worker
- 4- Doctor
- 5- Police Officer
- 6- Freedom Fighter

Save Environment Poster- Save water save life

Paste pictures of Rivers/Trees/Rains/Water Conservation.

Q.1- Why is air important?

Q.2- Give any 3 uses of water?

Q.3- How can we keep air clean?

Q.4- Which gas do human beings required the most?

Q.5- How can children save water?

My Daily Routine Clock

Draw a clock and show –

- a) Wakeup time
- b) School time
- c) Play time
- d) Study time
- e) Sleeping time

Class - III
Sub. - G.K.
Worksheet - 1

Section A: Multiple Choice Questions (MCQs)

Choose the correct option for each question.

- 1. Which animal is famously called the 'Ship of the Desert'?**
 - a) Horse
 - b) Camel
 - c) Elephant
- 2. Which planet do we live on?**
 - a) Mars
 - b) Venus
 - c) Earth
- 3. What tool does a medical doctor use to listen to your heartbeat?**
 - a) Telescope
 - b) Microscope
 - c) Stethoscope
- 4. Where would you go immediately if you are sick or hurt?**
 - a) Art Gallery
 - b) School
 - c) Hospital
- 5. Where can you withdraw cash using a card at any time of day?**
 - a) Bank
 - b) ATM
 - c) Post Office
- 6. Which gas do human beings breathe in to survive?**
 - a) Carbon dioxide
 - b) Oxygen
 - c) Nitrogen



Worksheet - 2

Section B: Our World and Nature

Match the following columns:

Column A

- Largest desert in the world
- Largest animal on Earth
- Planet closest to the sun
- Fastest land animal
- Animal that carries babies in a pouch

Column B

- Blue Whale
- Cheetah
- Sahara
- Kangaroo
- Mercury



Section C: Fill in the blanks

1. The festival of colors in India is called _____.
2. A place where wild animals are kept for people to look at is a _____.
3. The _____ is the brain of the computer.
4. There are _____ hours in a full day.

Worksheet - 3

Answer the following questions:

1. Who is the Prime Minister of India?

Ans -

2. Who is the President of India?

Ans -

3. Which insect makes honey?

Ans -

4. Which day is celebrated as Children Day in India?

Ans -

5. Which animal has a hump on its back?

Ans -

6. Which animal can live both on land and in water?

Ans -

7. What is the national game of India?

Ans -

8. Who wrote our national anthem?

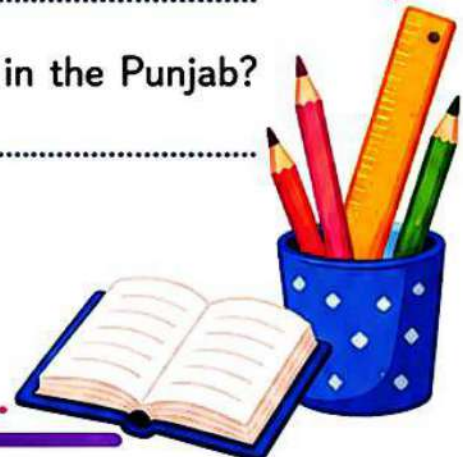

Ans -

9. What is the national anthem of India?

Ans -

10. Which festival celebrates the harvest season in the Punjab?

Ans -





Worksheet - 4

Section D: Fun Holiday Activities (Do and Learn)

Complete these tasks in your GK notebook.


Activity 1 (Leaf Collage) : Collect 5 different types of leaves from your local garden. Press them flat in an old book, paste them in your notebook and write the name of the tree next to each leaf.

Activity 2 (Our Helpers Chart) : Paste pictures of 5 community helpers (like a doctor, teacher, firefighter, plumber or baker). Write one sentence on how each person helps us daily.

Subject Computer

Q1- Draw, colour and write the name of any five places where computers are being used in your notebook.

Q2- Draw a computer and colour it in your notebook.



Q3- Learn and write of question and answer of Lesson-2 .

Q4- Read lesson 3 and 4 and fill the exercises in your book.

Q5- Match the Following

Column A Column B

Keyboard Printing

Mouse Display

Monitor pointing

Printer Typing

Q6- Write examples of the device :

(a) Input device

(b) Output device

Q7- Write the functions of the following keys

(a) Ctrl + S = _____

(b) Ctrl + V = _____

(c) Ctrl + C = _____

(d) Ctrl + A = _____

1. Project Title :- My Favourite Cartoon Painting

- Draw and colour your favourite cartoon character:-

Questions:-

- ❖ Who is your favourite cartoon character?
- ❖ Which colour did you use?
- ❖ Why do you like this character?

2. Project Title :- Festival Poster Painting

- Make a colourful poster on:- (Any two)

- a. Diwali
- b. Holi
- c. Independence Day
- d. Republic Day
- e. Save Earth

- SLOGAN OPTION:-

- i. Colours make life beautiful.
- ii. Painting shows creativity.
- iii. Keep smiling and keep painting.

Questions:-

- ❖ Which festival did you choose?
- ❖ What message does your posters give?
- ❖ Why are poster important?
- ❖ Which colours attract attention quickly?

3. Paint and Tell:-

- Students can show their painting and speak 3 lines about it in class.

6. Find the odd one out.



7. Which of the following number names given in the options will come second if arranged in dictionary order of their names?

a) 5

b) 6

c) 8

d) 9

8. Each shape has a letter in it. Spelling (or Name) of which of the following numbers, given in the options can be formed by combining the letters in the circles only?



a) 1

b) 5

c) 9

d) 6

9. Spelling of which of the following numbers given in the options is present in the group of letters given below?

Note: The letters of the name should appear in the same order as in the word

TWLVETOWELEVENSVENTHREEIFEIHGT

a) 2

b) 7

c) 3

d) 8

10. Which of the following numbers CANNOT be spelt using the letters present in the image given below?

Note: If a letter appears in the image, it can be repeatedly used any number of times to spell the number name.



a) 50

b) 30

c) 85

d) 11