



SUMMER HOLIDAY

HOMework

CLASS L.K.G.

Submitted By:

Name: _____

Class: **L.K.G.**

Roll No.: _____

SCHOOL NAME

V R SENIOR SECONDARY SCHOOL

Have a **Happy**
Summer Vacation!



INSTRUCTIONS FOR THE PARENTS

Dear parents,

Warm greetings!

Holidays are time when you can connect with your child in many ways. Parents are the first and the most important teacher for a child. You can encourage your child to participate in many educational activities at home and promote his/her quests to learn while working together as it will not only help your child to build, learn and develop his/her skills but also strengthen your bond with him/her .

Homework has to be done under the parents' guidance. Make him/her read daily one or two pages from their books. Don't miss to take your child outdoors in the evening.

Fix up a timetable for your child to organize his/her daily routine like watching television, mobile surfing for information, playing with friends, studying, etc. Dictate them whatever they have read or written.

Make your child responsible by assigning some of the household responsibilities like watering plants, arranging the dining table, organize their room and fill the empty water bottles and put them in refrigerator.

Encourage your child to eat healthy food, avoid eating junk food, wear clean clothes, wash hands before and after every meal, trim their nails. Let them play and share their stories with their grandparents.

Above mentioned guidelines will help your child to become a smart and an active learner.

INSTRUCTIONS FOR THE STUDENTS

1. Get up early in the morning.
2. Wish your parents, grandparents and elders.
3. Pray to God daily.
4. Exercise everyday.
5. Brush your teeth twice a day in the morning and before bedtime.
6. Stay clean and healthy.
7. Do not play in the sunshine or at hot places.
8. Keep some water and food for birds.
9. Help the poor by giving them food, clothes or money.
10. Wash your hands with soap.
11. Do not waste water and electricity .
12. Do your vacation work by yourself.
13. Writing should be very neat and clean.
14. Try to do your written work regularly to enhance your writing skill.
15. Do one page of your English and Hindi writing books once a week.
16. Read your chapters loudly.

NOTE- Homework should be done neatly on a separate notebook.

Worksheet-1

Alphabet Writing Practice

Write Aa to Zz (Capital & Small letters)

Aa

Bb

Cc

Dd

Ee

Ff

Gg

Hh

Ii

Jj

Kk

Ll

Mm

Nn

Oo

Pp

Qq

Rr

Ss

Tt

Uu

Vv

Ww

Xx

Yy

Zz



Worksheet-2

FILL IN THE MISSING LETTERS

A

C

D

F

G

I

J

L

M

O

4. MATCH CAPITAL WITH SMALL LETTERS

A

e

B

d

C

a

D

b

E

c

F

g

G

f

WORKSHEET- 3

Color the Vowels



A C E G I O U



Color these letters nicely



Find the Letter



Circle all "A"

A B A C A D A



Worksheet-4



Separate objects:

1. BIG / SMALL

BIG

SMALL



2. COLORS

RED

BLUE

YELLOW



Look at the pictures.
Cut and paste them in the correct box.






Worksheet-5



Color any 5 pictures neatly.




Use correct colors.



Red



Green




Yellow



Blue



Orange



Purple



Color neatly and make your picture beautiful!



Worksheet-1

अ से अ: तक लिखो



Worksheet-2

कोई पाँच स्वर लिखे ।



सही व्यंजन पर गोला लगाओ ।



क छ घ



ख थ ब



ट ग ज



घ ठ त



थ र च



ठ छ झ



झ त घ



ट ठ घ



र थ ढ



ट त ठ



थ ठ झ



घ ढ द

Worksheet-3



नाम: _____

तिथि: _____



अक्षर को चित्र से मिलाओ

अ

.

.



आ

.

.



इ

.

.



ए

.

.



उ

.

.



ऊ

.

.



Worksheet-4



• चित्र देखकर नाम लिखो :-



.....



.....



.....



.....

• अक्षर जोड़कर शब्द बनाओ :-

★ क + ल = _____

★ म + त = _____

★ र + थ = _____

★ स + ब = _____

★ ह + ल = _____



Worksheet-5

गुब्बारों में रंगों के नाम
के अनुसार रंग भरो!

लाल

काला

सफेद

हरा


नीला

पीला

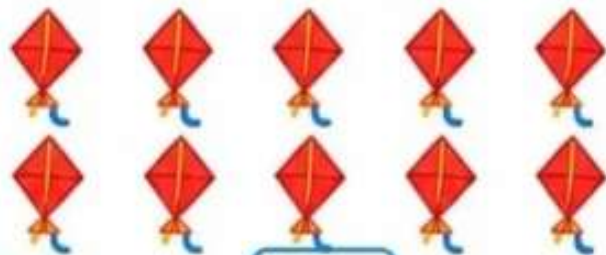


Numbers Practice



Counting 1 to 20.



Count and Write.



Worksheet-2

Colour the biggest



Count and colour

Colour hearts according to the given numbers.

4



3



5



2



Worksheet-3

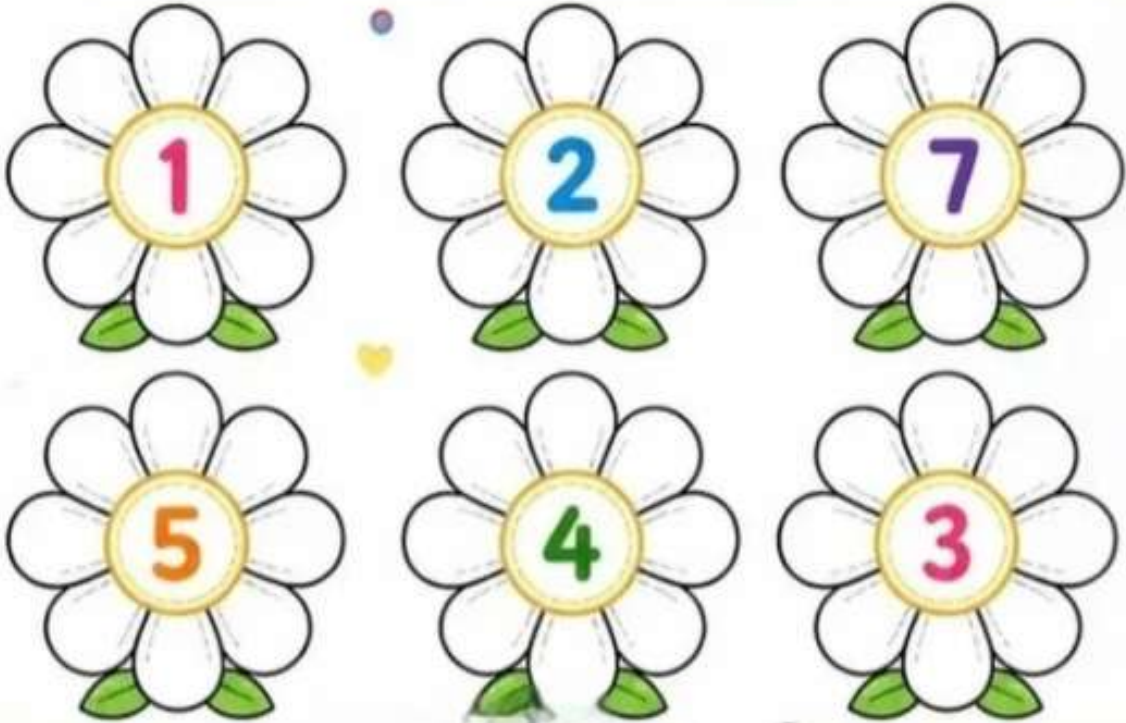


Make the Sprinkles on the Ice-cream.



Worksheet-4

Colour Petals acc. to given number.



Missing Counting 1 to 10



Worksheet-5



Color The Shapes




Circle



Triangle



Square



Worksheet-1



Body Parts



Identify and match the body parts



eyes



nose



leg



hand



arm




ear



mouth



foot



Worksheet-2



Fruits that we eat



Trace the words then write them in the space next to it.



Banana



Apple



Grapes



Guava



Mango



Orange

Worksheet-3

WEATHER

★ Circle the object related to weather. ★

Worksheet-4

1. COLOUR THE FRUITS



APPLE



WATERMELON



BANANA



MANGO



GRAPES



ORANGE

2. COLOUR THE VEGETABLES



CARROT



TOMATO



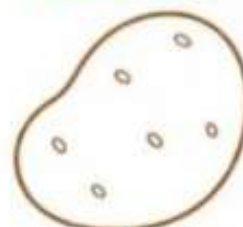
CAPSICUM



BROCCOLI



BRINJAL



POTATO


Worksheet-5

Healthy or Unhealthy

Directions: Cut out the images and place them in the appropriate box.

 **Healthy Food** 

[Empty box for pasting healthy food items]

 **Unhealthy Food** 

[Empty box for pasting unhealthy food items]



Grapes



Ice cream



Apple



Burger



Carrot



Pizza



Cake



Cabbage

ENGLISH RHYMES

Good Night

Good night
sleep tight
Wake up bright
In the morning light
To do what's right
with all your might.



Play With Fingers

Play with Fingers

clap! clap! clap!

Ten little Fingers,

snap! snap! snap!

Play with fingers

make a fish

Ten little fingers

make a fist.



छतरी

HINDI RHYMES

आसमान में चमकी बिजली,
मैं भी छतरी लेकर निकली।
काले-काले बादल आएँ,
चाहे जितना जल बरसाएँ।
धूप-ताप से मुझे बचाए,
छतरी मेरे मन को भाए।



बढ़ते कदम

एक दो, एक दो, बढ़ते कदम,
भारत माँ के बच्चे हम।

नहीं रुकेंगे नहीं झुकेंगे,
आगे बढ़ते रहेंगे हम।

एक दो, एक दो, बढ़ते कदम,
भारत माँ के बच्चे हम।

