

V.R. SENIOR SECONDARY SCHOOL

SUMMER

HOLIDAY HOMEWORK

CLASS : NURSERY

Learn, Play and Grow this Summer!

1. ENGLISH FUN

- Learn A to Z.
- Identify objects around the house.
- Listen to short stories and try to repeat words.
- Learn and recite 2-3 rhymes.



2. NUMBER TIME

- Count from 1 to 10.
- Identify numbers using toys or objects.
- Match numbers with objects (e.g., 3 apples).



3. CREATIVE CORNER

- Colour any 5 pictures in a colouring book.
- Draw your favourite fruit.
- Make a simple craft using waste materials.



4. GENERAL AWARENESS

- Learn names of:
 - ★ 5 Fruits
 - ★ 5 Animals
 - ★ 5 Colours
- Recognize basic shapes (circle, square, triangle).



5. FIT & ACTIVE

- Play outdoor games daily.
- Do simple exercises or yoga.
- Dance on your favourite song.



6. GOOD HABITS

- Wake up early.
- Brush teeth twice a day.
- Say "Please", "Thank You", and "Sorry".
- Help parents in small tasks.

PARENT'S NOTE

- ★ Spend quality time with your child.
- ★ Encourage speaking and listening skills.
- ★ Make learning fun and stress-free.



SUBMISSION

- ★ Holiday Homework will be checked after school reopens.
- ★ Encourage neat and creative work.



HAVE A HAPPY AND SAFE SUMMER VACATION!

V.R. Senior Secondary School

INSTRUCTIONS FOR THE PARENTS

Dear parents,

Warm greetings!

Holidays are time when you can connect with your child in many ways. Parents are the first and the most important teacher for a child. You can encourage your child to participate in many educational activities at home and promote his/her quests to learn while working together as it will not only help your child to build, learn and develop his/her skills but also strengthen your bond with him/her .

Homework has to be done under the parents' guidance. Make him/her read daily one or two pages from their books. Don't miss to take your child outdoors in the evening.

Fix up a timetable for your child to organize his/her daily routine like watching television, mobile surfing for information, playing with friends, studying, etc. Dictate them whatever they have read or written.

Make your child responsible by assigning some of the household responsibilities like watering plants, arranging the dining table, organize their room and fill the empty water bottles and put them in refrigerator.

Encourage your child to eat healthy food, avoid eating junk food, wear clean clothes, wash hands before and after every meal, trim their nails. Let them play and share their stories with their grandparents.


Above mentioned guidelines will help your child to become a smart and an active learner.

INSTRUCTIONS FOR THE STUDENTS


1. Get up early in the morning.
2. Wish your parents, grandparents and elders.
3. Pray to God daily.
4. Exercise everyday.
5. Brush your teeth twice a day in the morning and before bedtime.
6. Stay clean and healthy.
7. Do not play in the sunshine or at hot places.
8. Keep some water and food for birds.
9. Help the poor by giving them food, clothes or money.
10. Wash your hands with soap.
11. Do not waste water and electricity .
12. Do your vacation work by yourself.
13. Writing should be very neat and clean.
14. Try to do your written work regularly to enhance your writing skill.
15. Do one page of your English and Hindi writing books once a week.
16. Read your chapters loudly.

NOTE- Homework should be done neatly on a separate notebook.




Join the dots and colour me yellow



Join the dots to make the standing lines. and colour the pictures.

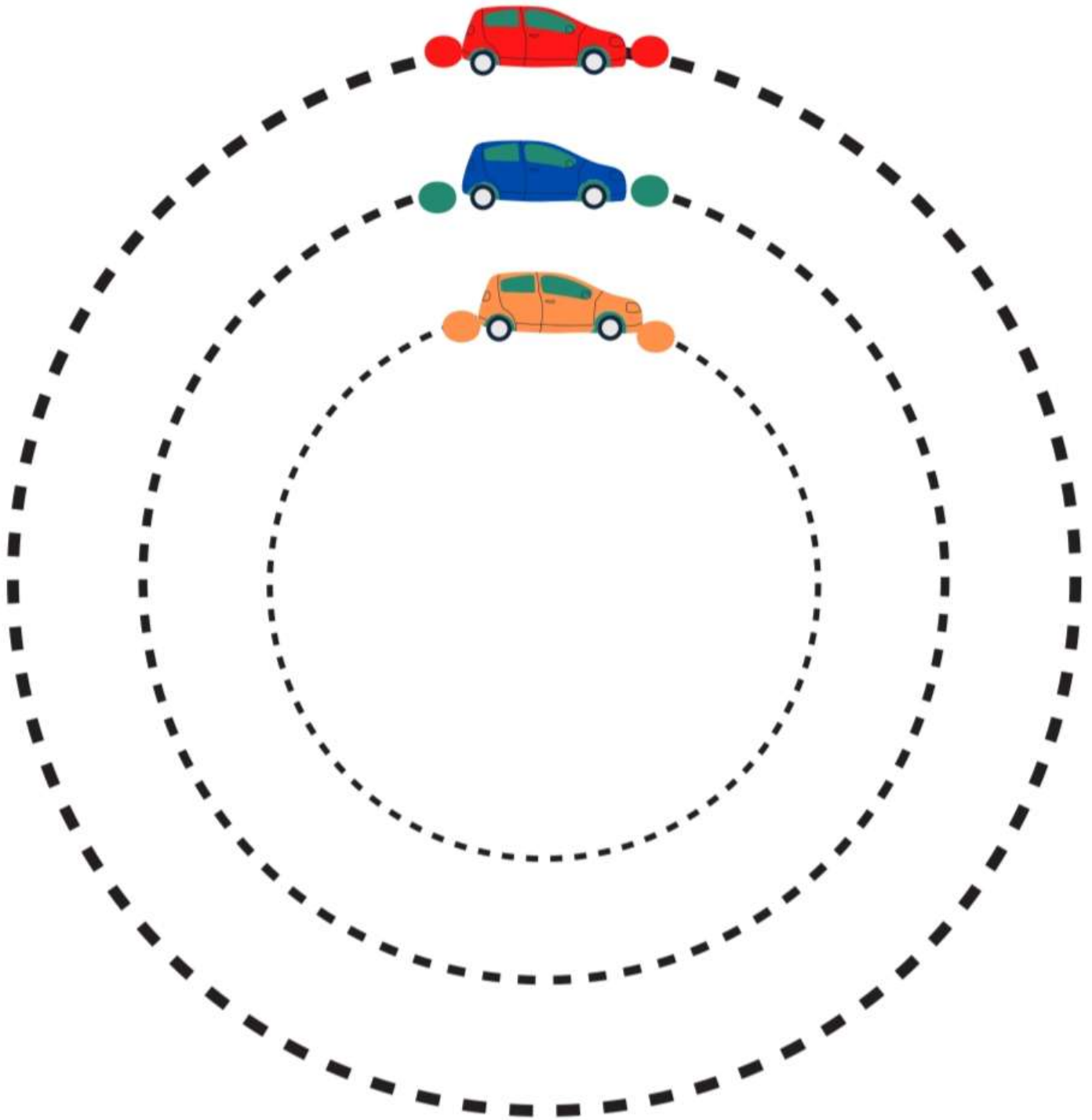


Curve



Tracing Lines

Trace the circle.



Match the colour



Circle the correct picture.

A




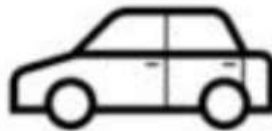
B




C




D



E



F



Colour me red

I
Am
An
Apple.



My
Colour
Is
Red.

Colour me yellow

I Am
A Mango



My
Colour
Is
Yellow.



Name: _____

Date: _____



4. SPEAKING PRACTICE



Speak simple sentences.



Look at the pictures and speak the sentences.



1



My name is _____.

2



or



I am a _____.

boy

girl

3

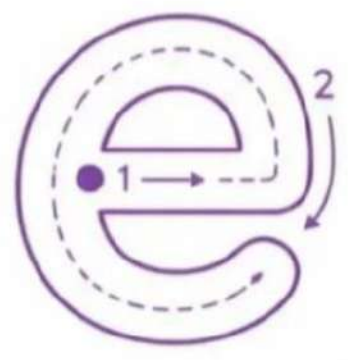
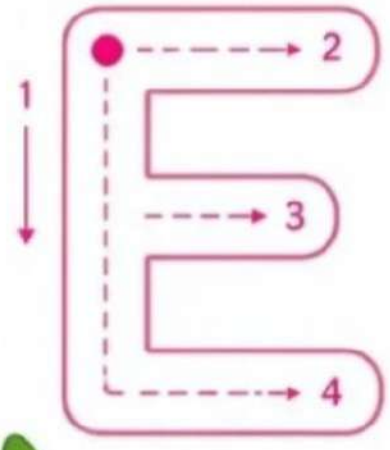


I like _____





Find and Colour Letter E



is for
elephant














फूलों पर स्वर ट्रेसिंग

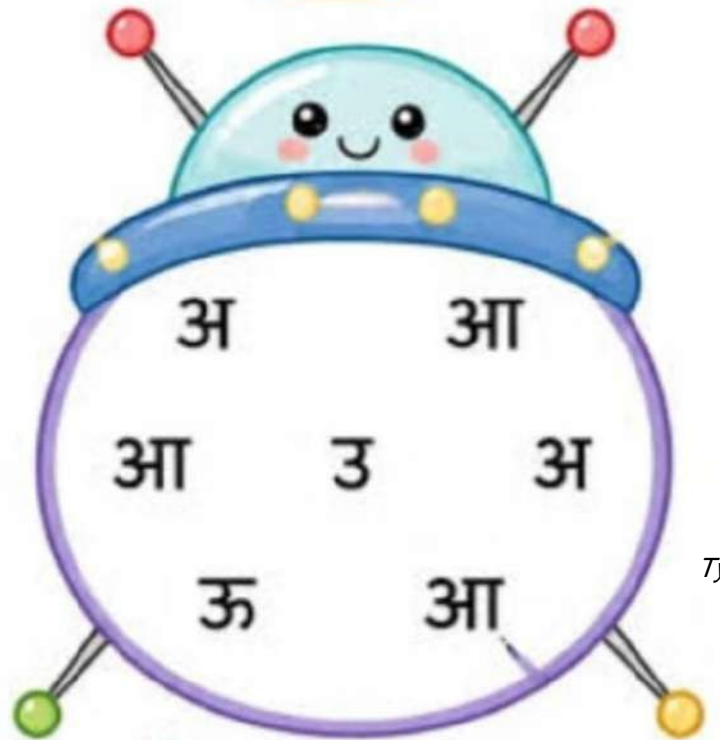


स्वरों पर उंगली फिराएँ और ट्रेस करें।





सही स्वर पर गोला लगाओ।



Type your



दिनांक - _____

अक्षर से अक्षर मिलाओ।

अ

आ

आ

अ

उ

ऊ

ऊ

उ

चित्र देखाकर सही अक्षर पर गोला बनाओ।



आ अ उ



उ ऊ अ



अ उ ऊ



अ उ ऊ

3. मिलान करो -

(i) आँख •

(ii) कान •

(iii) नाक •

(iv) मुँह •

(v) हाथ •

(vi) पैर •



MISSING NUMBERS

Write the missing numbers.



What comes in between




 / Evergreen Pouni





SHAPES MATCHING

Draw a line from each shape on the left to the matching shape on the right side of the page.





COUNT AND DRAW



Draw a circle around each total.



1 2 3 4



2 3 4 5



4 2 3 1



6 5 4 3



2 3 4 5

Count and Match the Number



6



3



2



8



4



9



5



1

Two Little Hands

Two little hands to clap, clap, clap,
Two little legs to tap, tap, tap.
Two little eyes are open wide,
One little head goes side to side.



बंदर मामा

बंदर मामा चले स्कूल,
पहन के रंग-बिरंगा सूट।
अकड़-अकड़कर चलते हैं,
'हेलो' सबसे करते हैं॥

