

V. R. SENIOR SECONDARY SCHOOL

Learn • Grow • Shine



SUMMER HOLIDAY HOMEWORK

CLASS : PLAYGROUP

Fun time is
Learning time!
Explore, Play and Learn
with lots of Joy.

Name : _____

Class : _____

Have a
Happy
Summer
Vacation!



INSTRUCTIONS FOR THE PARENTS

Dear parents,

Warm greetings!

Holidays are time when you can connect with your child in many ways. Parents are the first and the most important teacher for a child. You can encourage your child to participate in many educational activities at home and promote his/her quests to learn while working together as it will not only help your child to build, learn and develop his/her skills but also strengthen your bond with him/her .

Homework has to be done under the parents' guidance. Make him/her read daily one or two pages from their books. Don't miss to take your child outdoors in the evening.

Fix up a timetable for your child to organize his/her daily routine like watching television, mobile surfing for information, playing with friends, studying, etc. Dictate them whatever they have read or written.

Make your child responsible by assigning some of the household responsibilities like watering plants, arranging the dining table, organize their room and fill the empty water bottles and put them in refrigerator.

Encourage your child to eat healthy food, avoid eating junk food, wear clean clothes, wash hands before and after every meal, trim their nails. Let them play and share their stories with their grandparents.

Above mentioned guidelines will help your child to become a smart and an active learner.

INSTRUCTIONS FOR THE STUDENTS

1. Get up early in the morning.
2. Wish your parents, grandparents and elders.
3. Pray to God daily.
4. Exercise everyday.
5. Brush your teeth twice a day in the morning and before bedtime.
6. Stay clean and healthy.
7. Do not play in the sunshine or at hot places.
8. Keep some water and food for birds.
9. Help the poor by giving them food, clothes or money.
10. Wash your hands with soap.
11. Do not waste water and electricity .
12. Do your vacation work by yourself.
13. Writing should be very neat and clean.
14. Try to do your written work regularly to enhance your writing skill.
15. Do one page of your English and Hindi writing books once a week.
16. Read your chapters loudly.

NOTE- Homework should be done neatly on a separate notebook.

WORKSHEET 1

Scribbling


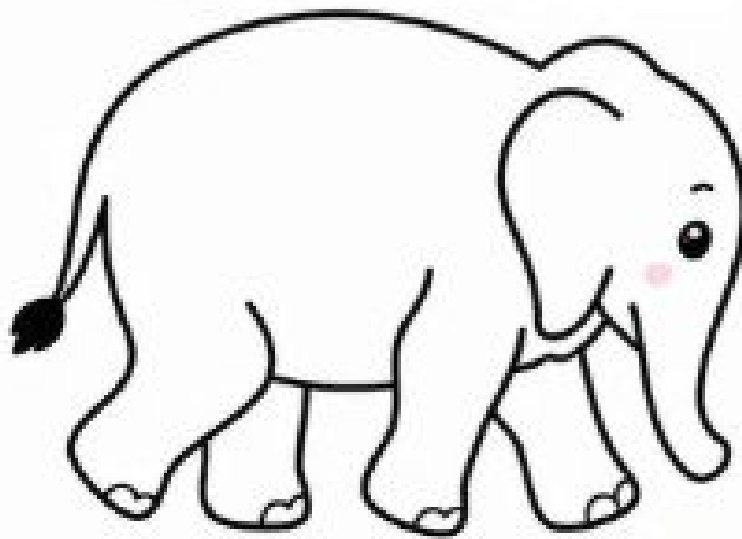





WORKSHEET 2

Controlled


Scribbling



WORKSHEET 3



Colouring or Controlled Scribbling




WORKSHEET 4

Standing Line :-





A large rectangular box containing six vertical dashed lines for tracing practice. The central dashed line is highlighted in pink.



WORKSHEET 5





Sleeping Line



WORKSHEET 6

Curved Lines




WORKSHEET 7

Left Slanting Line :-

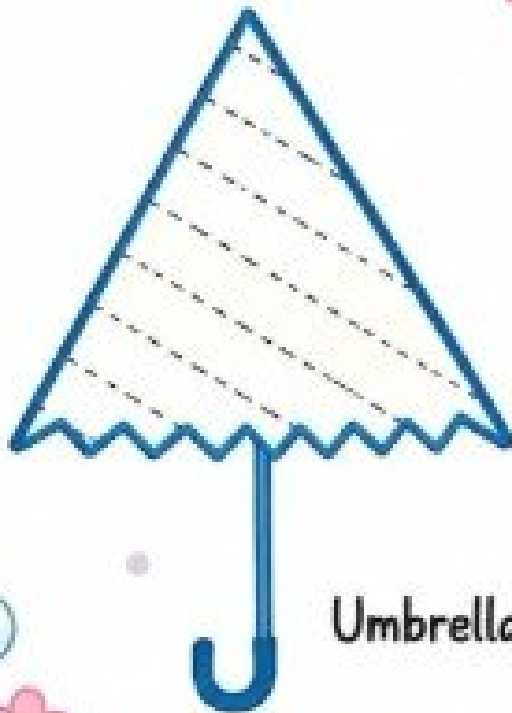
Right



Clown



Ice-cream



Umbrella



WORKSHEET 8




Trace Curve Lines



WORKSHEET 9

TRACING



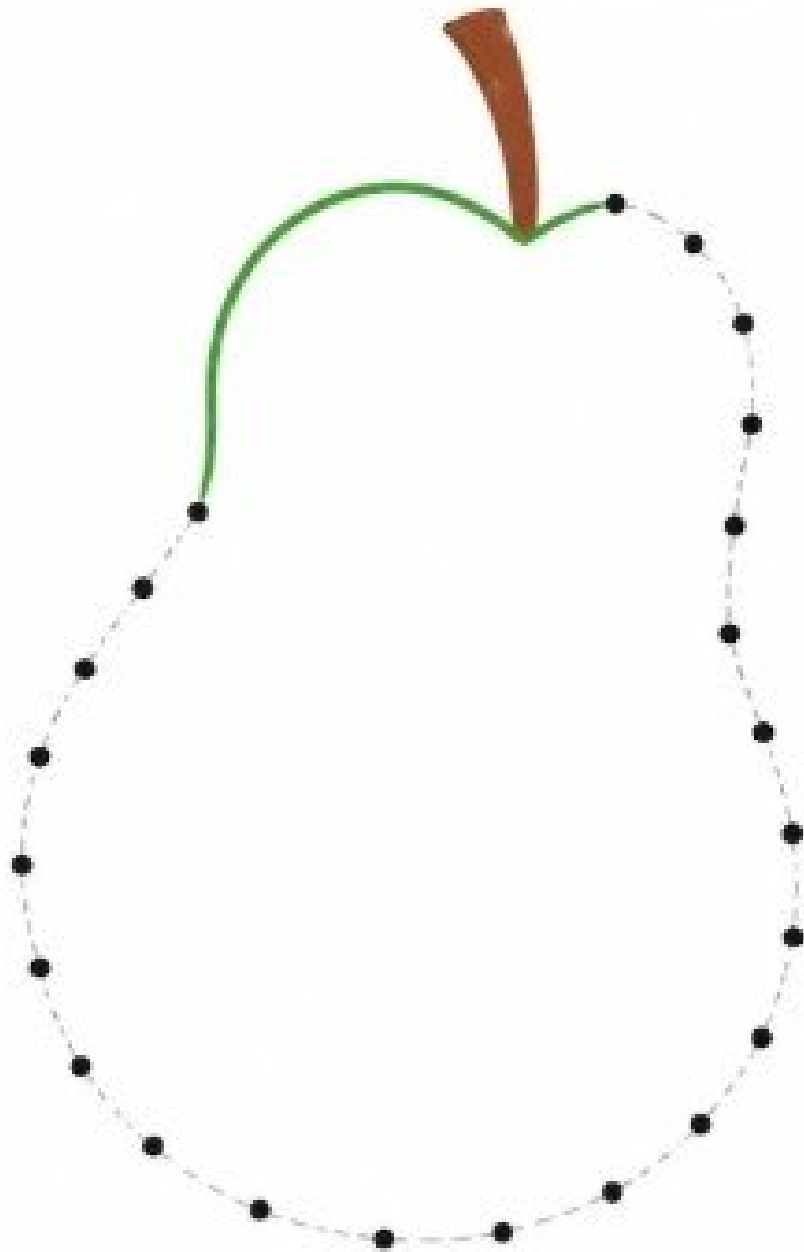
WORKSHEET 10

Trace the dotted line



WORKSHEET 11

Connect the Dots



WORKSHEET 12



Match the same letter

A

C

C

E

B

A

E

G

F

B

G

F




WORKSHEET 13

I Spy ABC's

A



B



@skilled_sprout

WORKSHEET 14

CIRCLE THE
BEGINNING SOUND



B

I

F



C

G

H



E

D

J



A

K

F



C

F

A







E

H

L

WORKSHEET 15


Trace the Letters



WORKSHEET 16

Color the beginning sound

of each picture.




A

Y

S

E



N

B

P

A



P

E

C

M



K

L

I

D



S

F

E

B



Q

F


O

P

ENGLISH RHYMES

2. JOHNNY JOHNNY

Johnny, Johnny
Yes Papa,
Eating Sugar,
No Papa,
Telling lies,
No Papa,
Open your mouth
Ha! Ha! Ha!



HINDI RHYMES

लाल टमाटर

गोल गोल ये लाल टमाटर,
होते जिससे गाल टमाटर।
खून बढ़ाता लाल टमाटर,
फुर्ती लाता लाल टमाटर।
हम खाँएगे लाल टमाटर,
बन जाएँगे लाल टमाटर।

